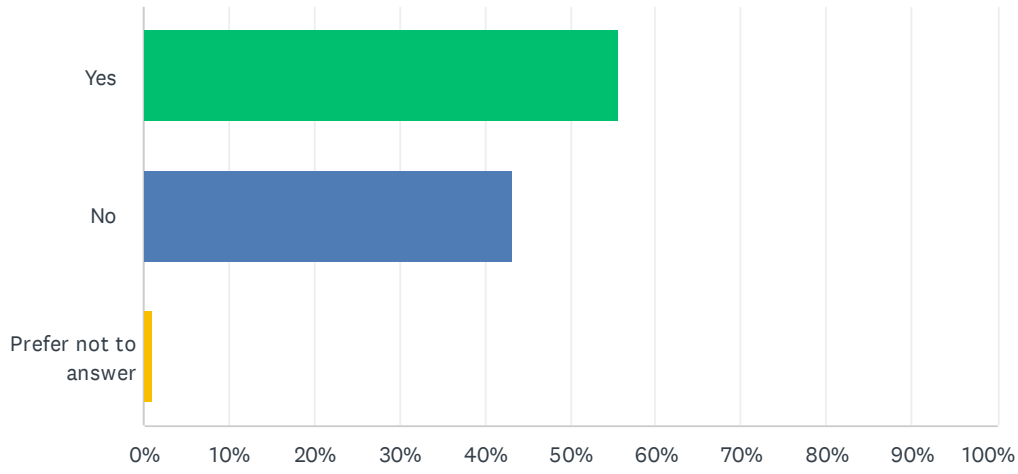


Q1 Are you Hispanic or Latino?

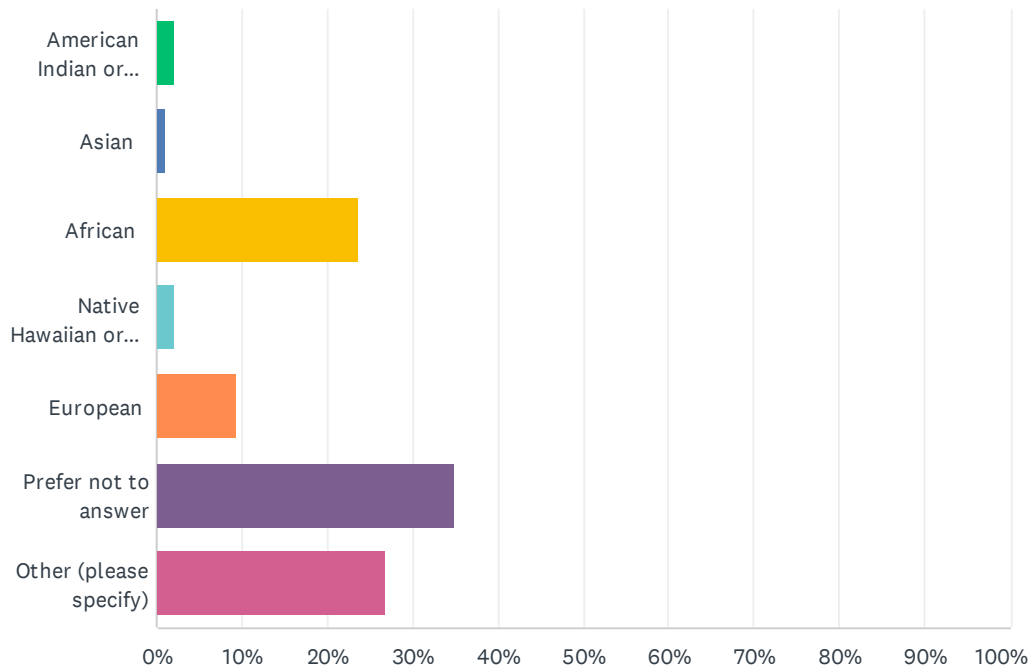
Answered: 97 Skipped: 0



ANSWER CHOICES	RESPONSES	
Yes	55.67%	54
No	43.30%	42
Prefer not to answer	1.03%	1
Total Respondents: 97		

Q2 Please select one or more races to describe yourself:

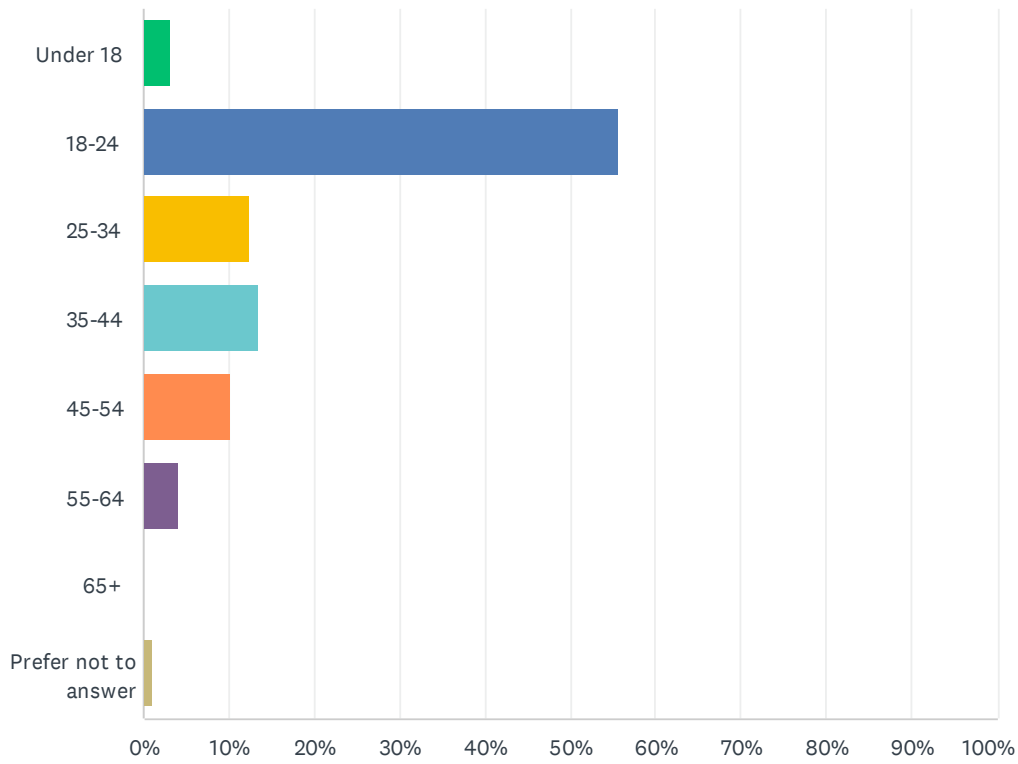
Answered: 97 Skipped: 0



ANSWER CHOICES	RESPONSES	
American Indian or Alaska Native	2.06%	2
Asian	1.03%	1
African	23.71%	23
Native Hawaiian or Other Pacific Islander	2.06%	2
European	9.28%	9
Prefer not to answer	35.05%	34
Other (please specify)	26.80%	26
TOTAL		97

Q3 Age

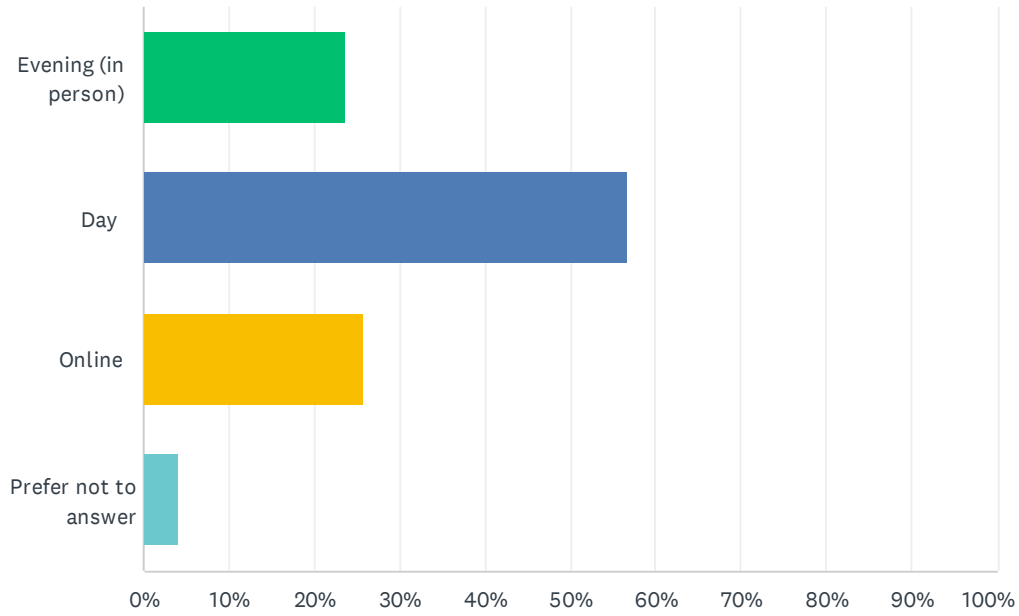
Answered: 97 Skipped: 0



ANSWER CHOICES	RESPONSES	
Under 18	3.09%	3
18-24	55.67%	54
25-34	12.37%	12
35-44	13.40%	13
45-54	10.31%	10
55-64	4.12%	4
65+	0.00%	0
Prefer not to answer	1.03%	1
TOTAL		97

Q4 Student Status

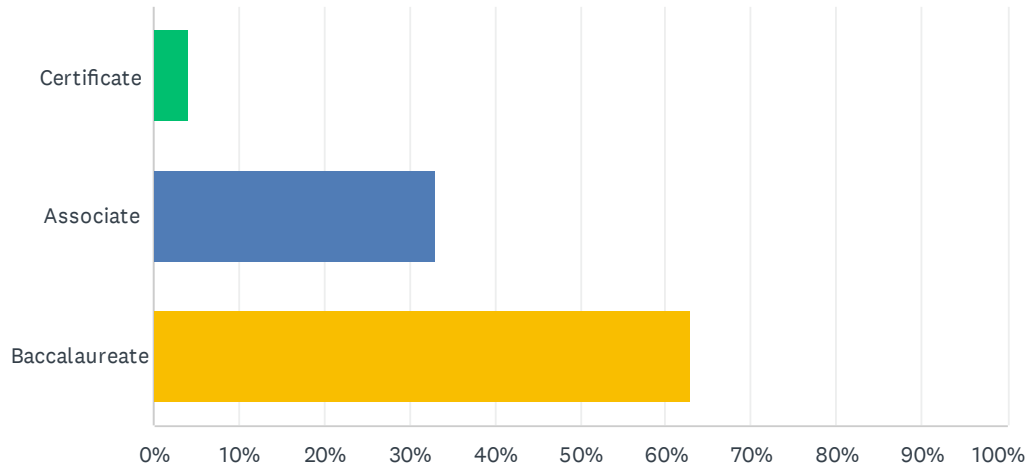
Answered: 97 Skipped: 0



ANSWER CHOICES	RESPONSES	
Evening (in person)	23.71%	23
Day	56.70%	55
Online	25.77%	25
Prefer not to answer	4.12%	4
Total Respondents: 97		

Q5 Degree Seeking

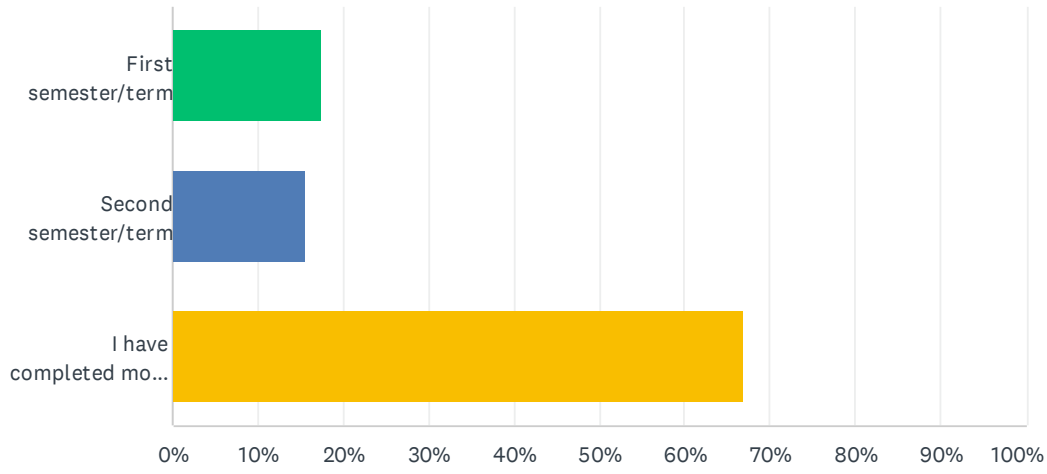
Answered: 97 Skipped: 0



ANSWER CHOICES	RESPONSES	
Certificate	4.12%	4
Associate	32.99%	32
Baccalaureate	62.89%	61
TOTAL		97

Q6 Length of Enrollment

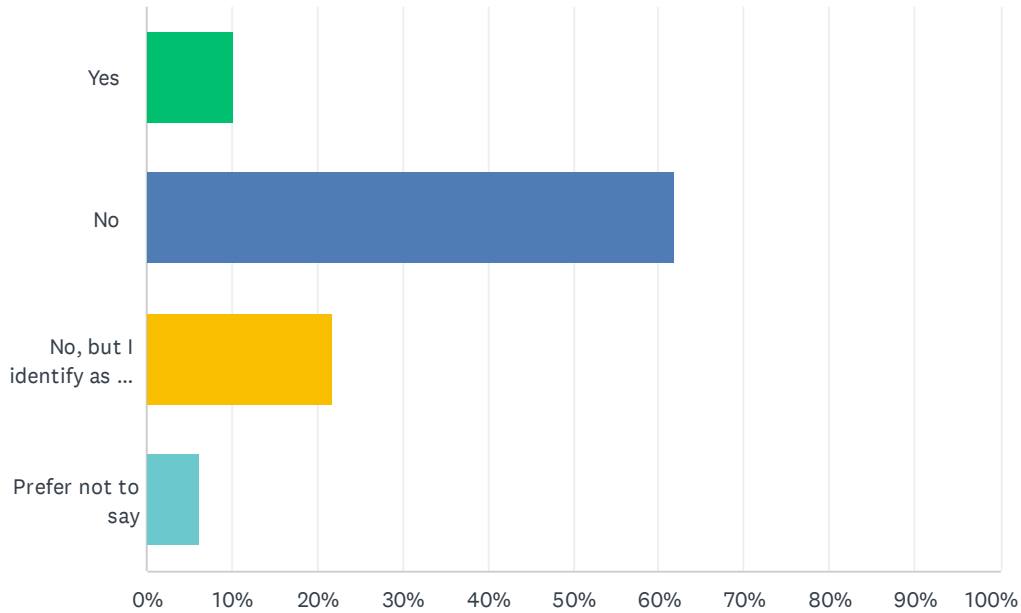
Answered: 97 Skipped: 0



ANSWER CHOICES	RESPONSES	
First semester/term	17.53%	17
Second semester/term	15.46%	15
I have completed more than two semester/terms	67.01%	65
TOTAL		97

Q7 Do you consider yourself a member of the Lesbian, Gay, Bisexual, Transgender, Queer (LGBTQ) community?

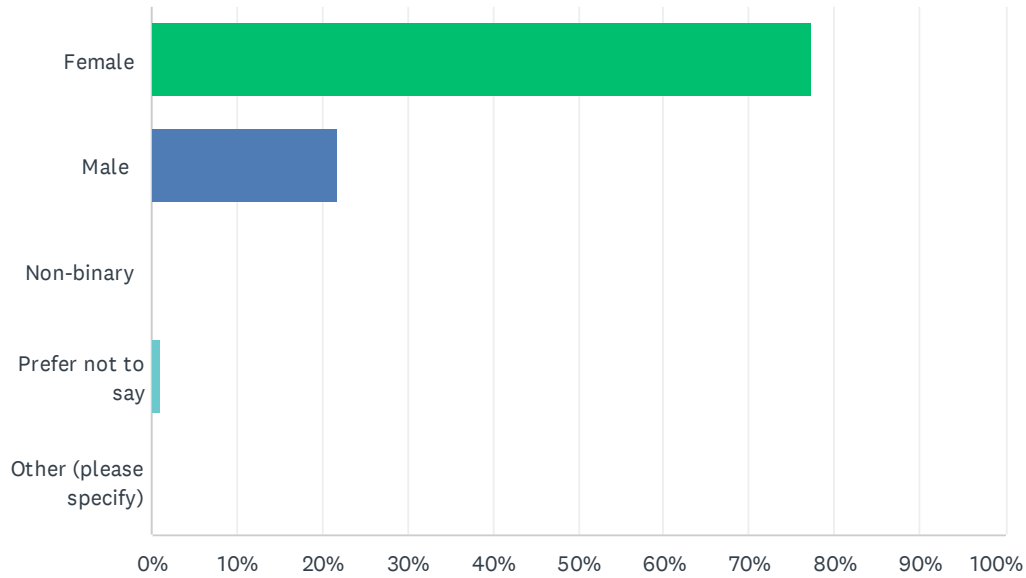
Answered: 97 Skipped: 0



ANSWER CHOICES	RESPONSES	
Yes	10.31%	10
No	61.86%	60
No, but I identify as an Ally (supportive of LGBTQ people)	21.65%	21
Prefer not to say	6.19%	6
TOTAL		97

Q8 What is your gender?

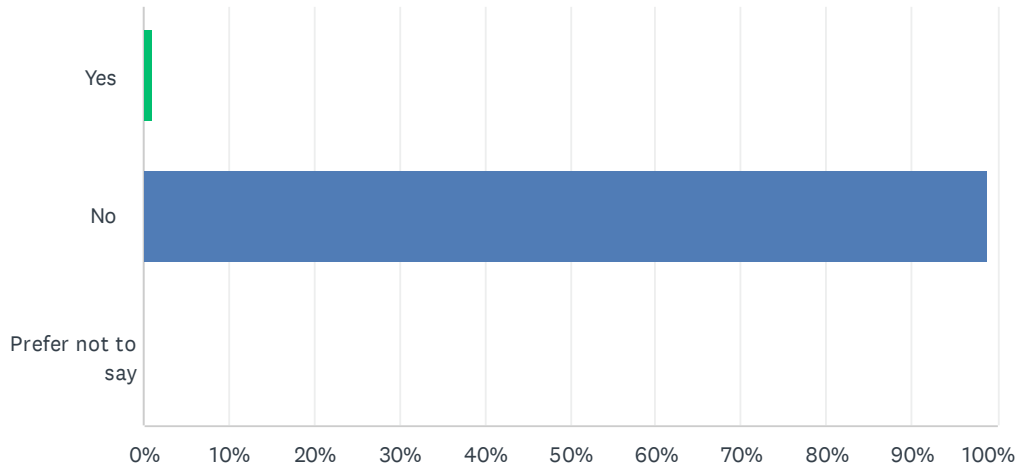
Answered: 97 Skipped: 0



ANSWER CHOICES	RESPONSES	
Female	77.32%	75
Male	21.65%	21
Non-binary	0.00%	0
Prefer not to say	1.03%	1
Other (please specify)	0.00%	0
TOTAL		97

Q9 Do you identify as Transgender?

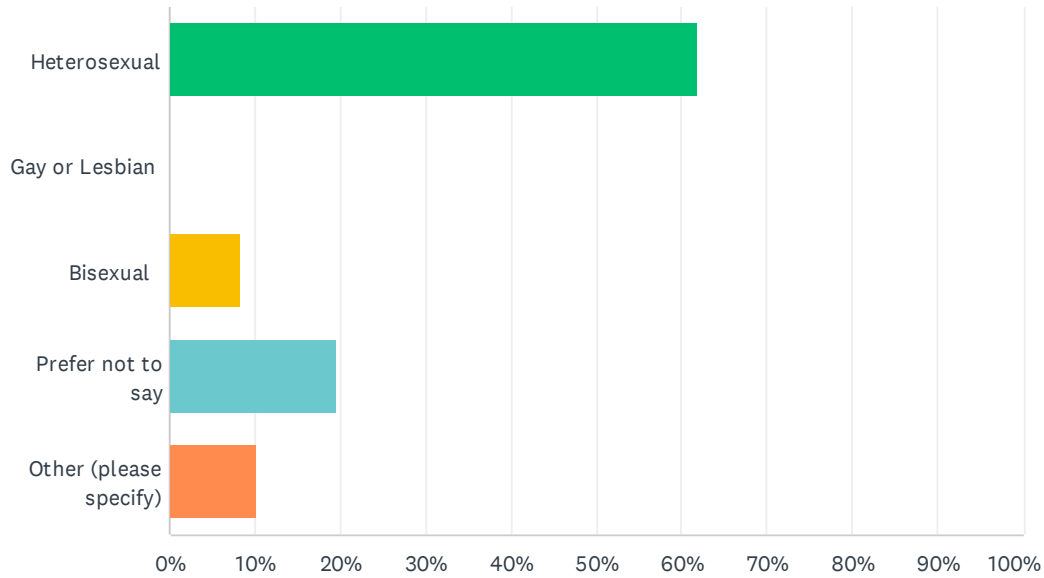
Answered: 97 Skipped: 0



ANSWER CHOICES	RESPONSES	
Yes	1.03%	1
No	98.97%	96
Prefer not to say	0.00%	0
TOTAL		97

Q10 What is your Sexual Orientation?

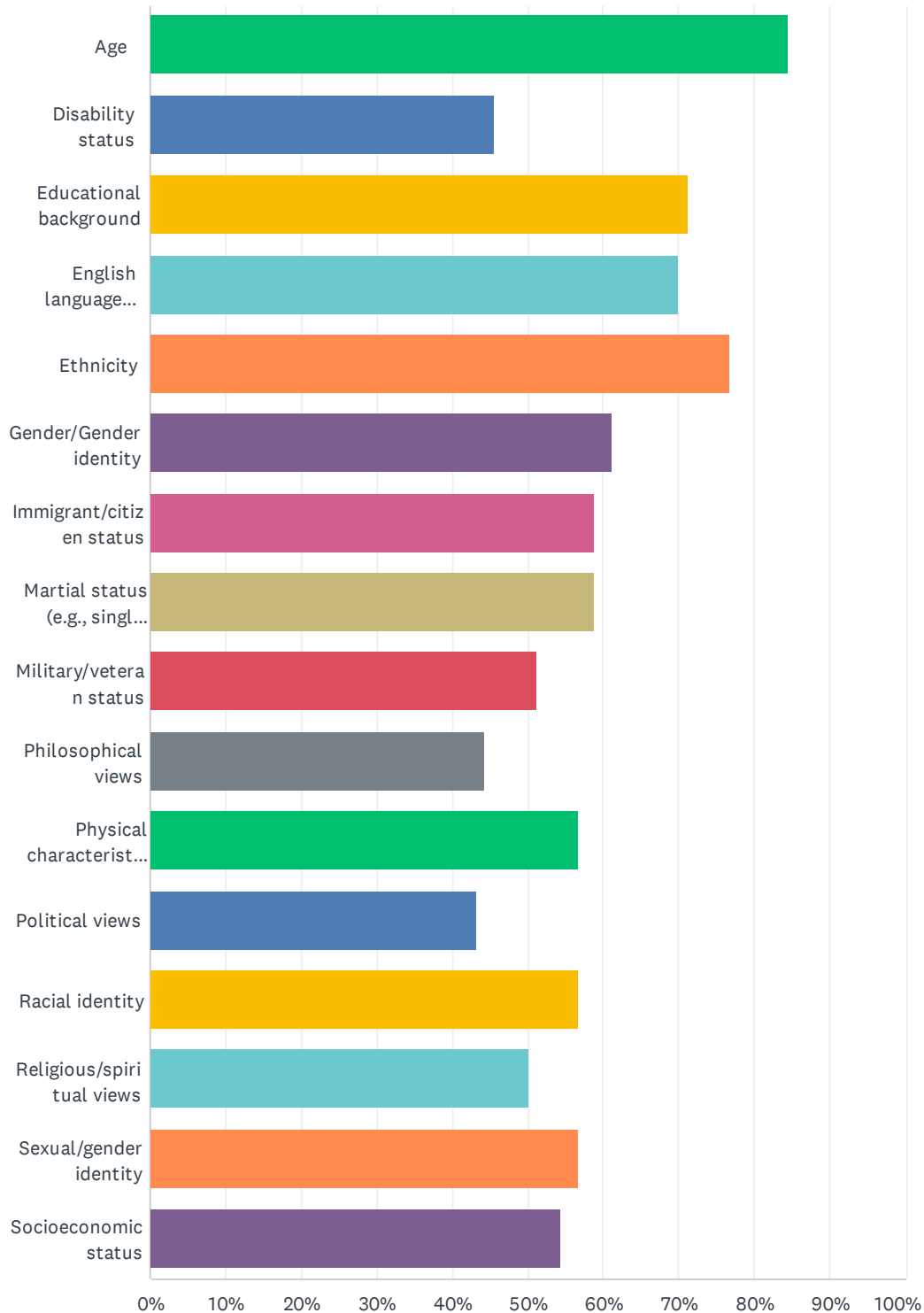
Answered: 97 Skipped: 0



ANSWER CHOICES	RESPONSES	
Heterosexual	61.86%	60
Gay or Lesbian	0.00%	0
Bisexual	8.25%	8
Prefer not to say	19.59%	19
Other (please specify)	10.31%	10
TOTAL		97

Q11 CW is a welcoming place to attend class based on a person's: (Choose as many as appropriate)

Answered: 90 Skipped: 7

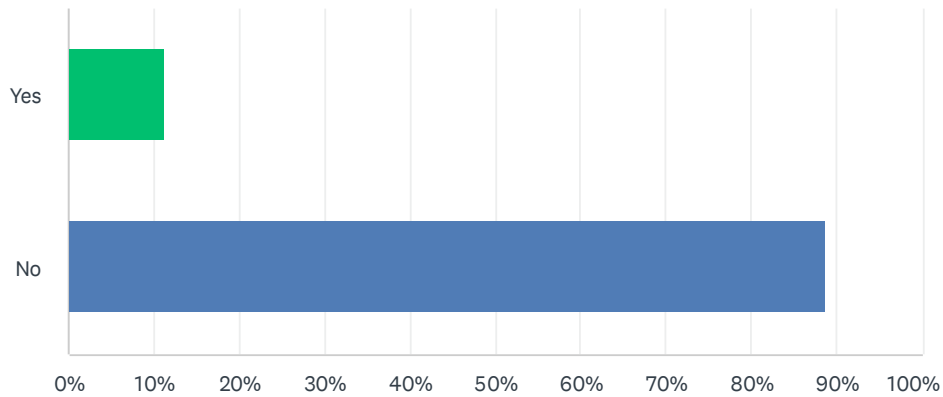


The College of Westchester Campus Climate Survey for Students: 2023

ANSWER CHOICES	RESPONSES	
Age	84.44%	76
Disability status	45.56%	41
Educational background	71.11%	64
English language proficiency/accent	70.00%	63
Ethnicity	76.67%	69
Gender/Gender identity	61.11%	55
Immigrant/citizen status	58.89%	53
Marital status (e.g., single, married, partnered, etc.)	58.89%	53
Military/veteran status	51.11%	46
Philosophical views	44.44%	40
Physical characteristics (e.g., obesity, tattoos, etc.)	56.67%	51
Political views	43.33%	39
Racial identity	56.67%	51
Religious/spiritual views	50.00%	45
Sexual/gender identity	56.67%	51
Socioeconomic status	54.44%	49
Total Respondents: 90		

Q12 Within the past year, have you observed any behavior or communications directed toward a person or group of people at CW that you believe has created an exclusionary (e.g., shunned, ignored), intimidating, offensive and/or hostile (bullied, harassing) working or learning environment?

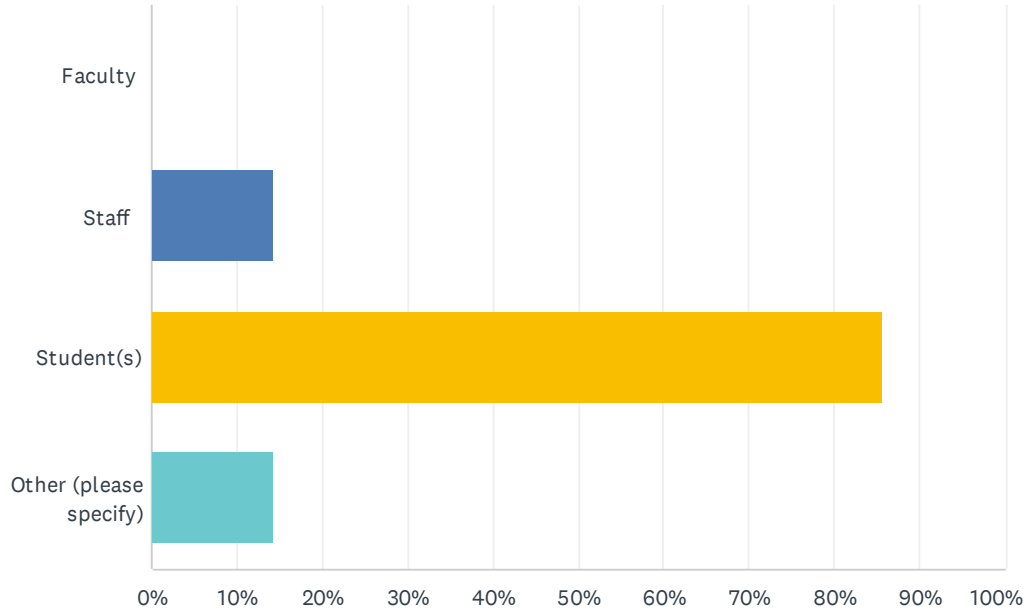
Answered: 97 Skipped: 0



ANSWER CHOICES	RESPONSES	
Yes	11.34%	11
No	88.66%	86
TOTAL		97

Q13 Who were the targets of the behavior?(Choose as many as appropriate)

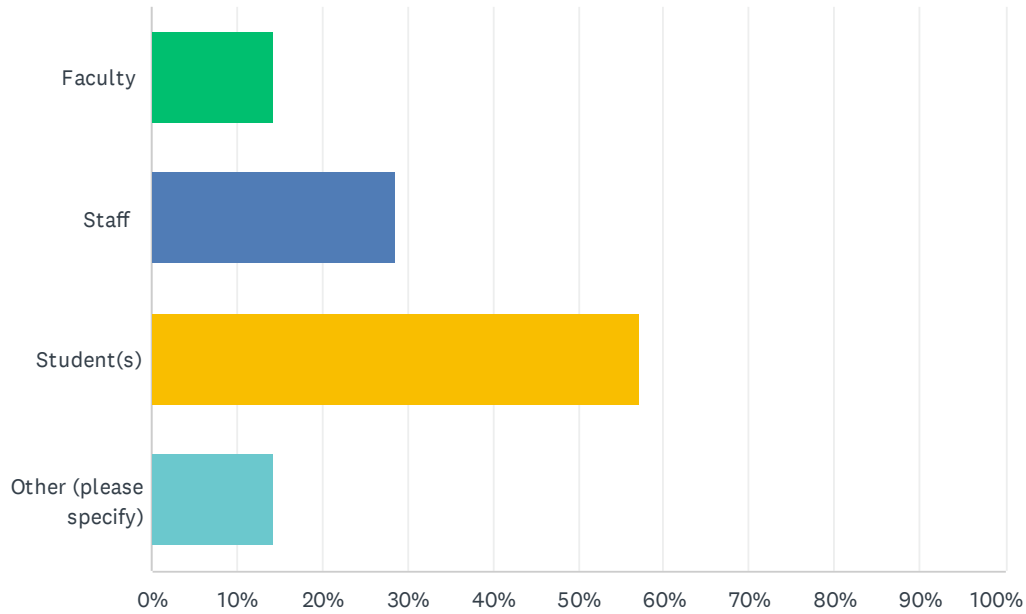
Answered: 7 Skipped: 90



ANSWER CHOICES	RESPONSES	
Faculty	0.00%	0
Staff	14.29%	1
Student(s)	85.71%	6
Other (please specify)	14.29%	1
Total Respondents: 7		

Q14 Who was the source of this behavior?(Choose as many as you like)

Answered: 7 Skipped: 90

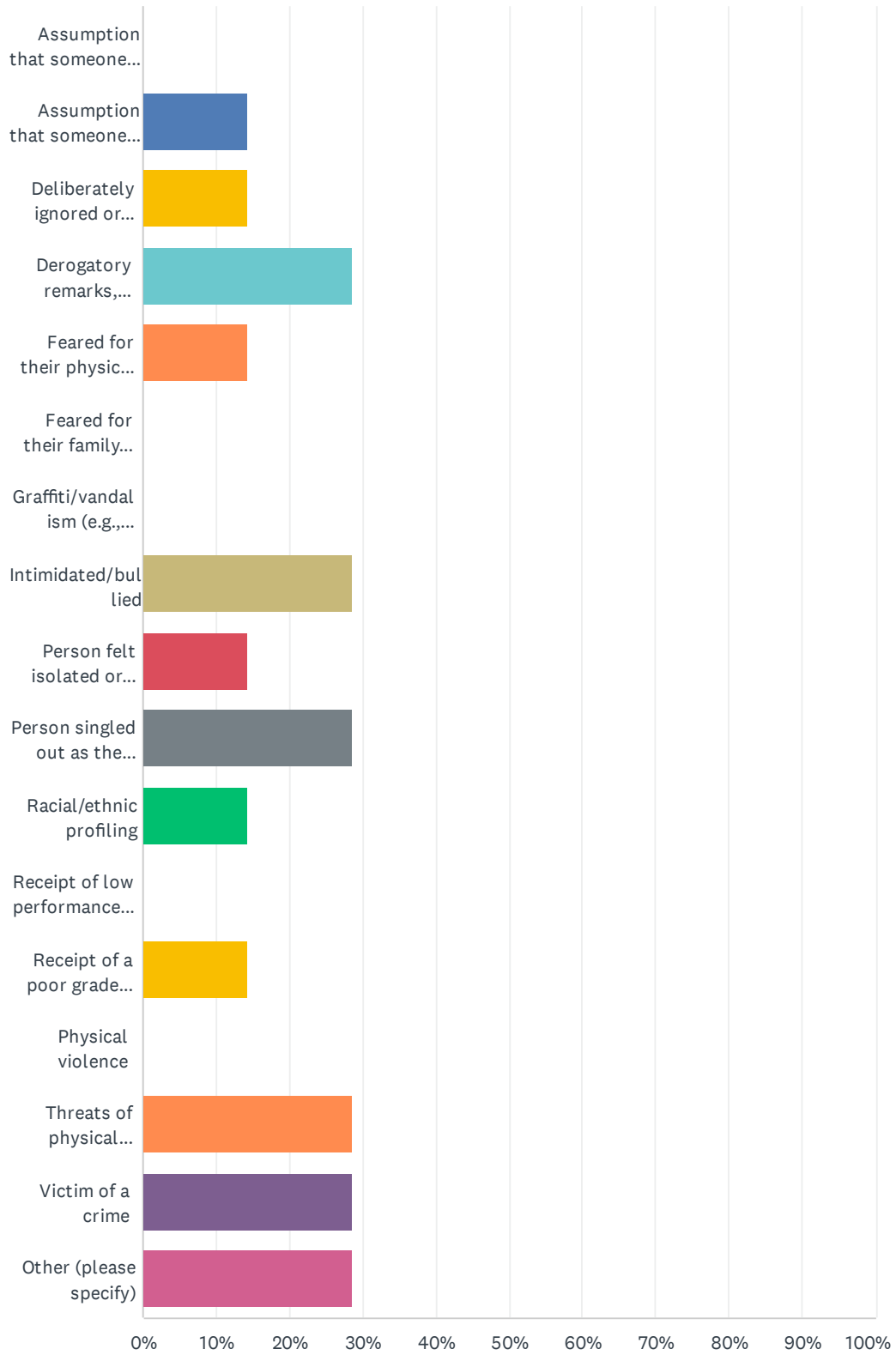


ANSWER CHOICES	RESPONSES
Faculty	14.29% 1
Staff	28.57% 2
Student(s)	57.14% 4
Other (please specify)	14.29% 1
Total Respondents: 7	

Q15 What forms of behavior have you observed or personally been made aware of?(Choose as many as appropriate)

Answered: 7 Skipped: 90

The College of Westchester Campus Climate Survey for Students: 2023

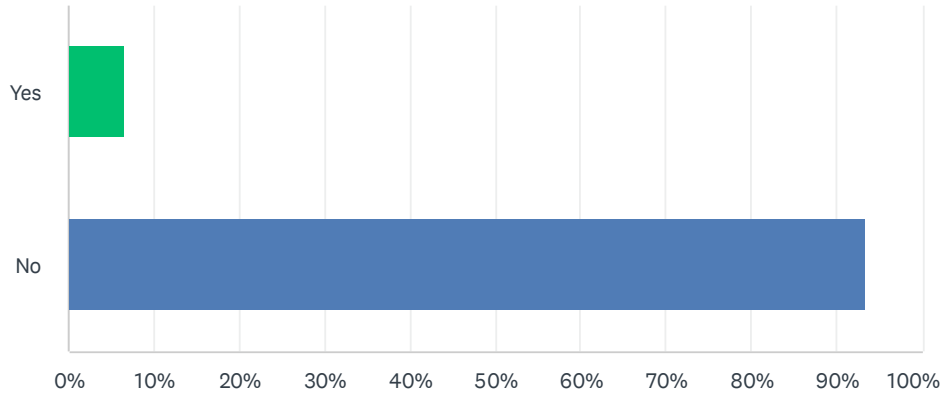


The College of Westchester Campus Climate Survey for Students: 2023

ANSWER CHOICES	RESPONSES	
Assumption that someone was admitted/hired/promoted based on his/her identity group	0.00%	0
Assumption that someone was not admitted/hired/promoted based on his/her identity group	14.29%	1
Deliberately ignored or excluded	14.29%	1
Derogatory remarks, emails, text messages, social media posts, phone calls, or other written messages	28.57%	2
Feared for their physical safety	14.29%	1
Feared for their family's safety	0.00%	0
Graffiti/vandalism (e.g., events advertisement removed or defaced)	0.00%	0
Intimidated/bullied	28.57%	2
Person felt isolated or left out	14.29%	1
Person singled out as the spokesperson for their identity group	28.57%	2
Racial/ethnic profiling	14.29%	1
Receipt of low performance evaluation because of a hostile working environment	0.00%	0
Receipt of a poor grade because of a hostile classroom environment	14.29%	1
Physical violence	0.00%	0
Threats of physical violence	28.57%	2
Victim of a crime	28.57%	2
Other (please specify)	28.57%	2
Total Respondents: 7		

Q16 Within the past year, have you personally experienced any exclusionary (e.g., being shunned or ignored), intimidating, offensive and/or hostile (bullying, harassing) behavior at CW that has influenced your ability to work or learn?

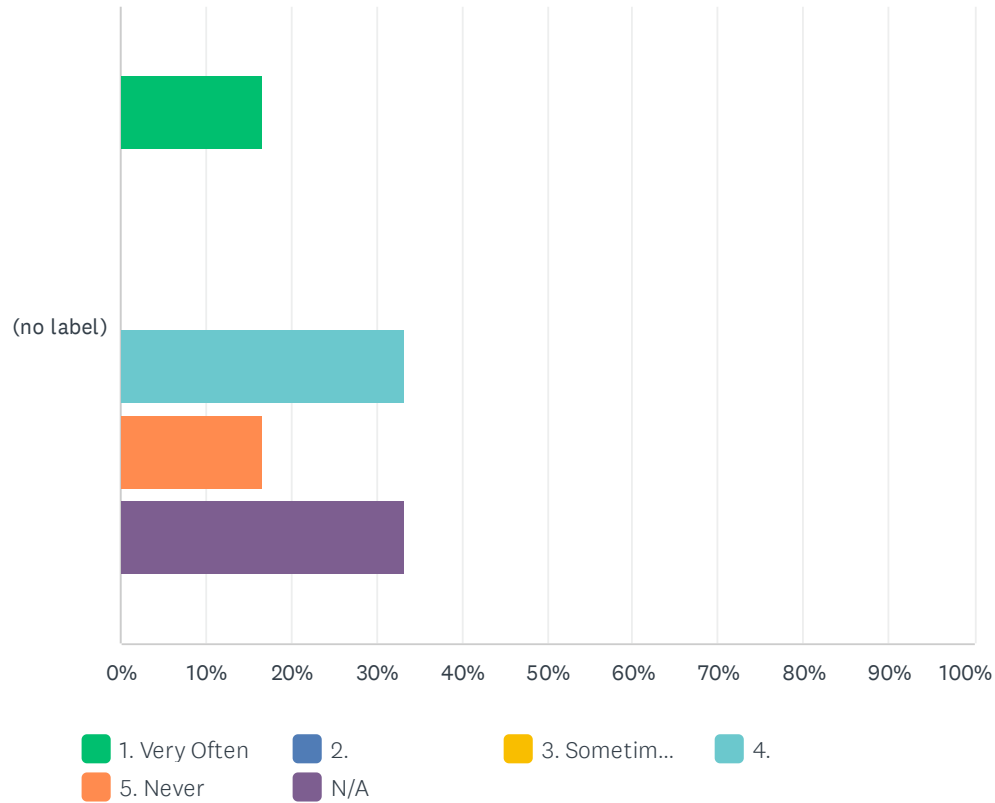
Answered: 91 Skipped: 6



ANSWER CHOICES	RESPONSES
Yes	6.59% 6
No	93.41% 85
TOTAL	91

Q17 If you believe the negative behavior was based on Academic Performance, how often you have experienced it?

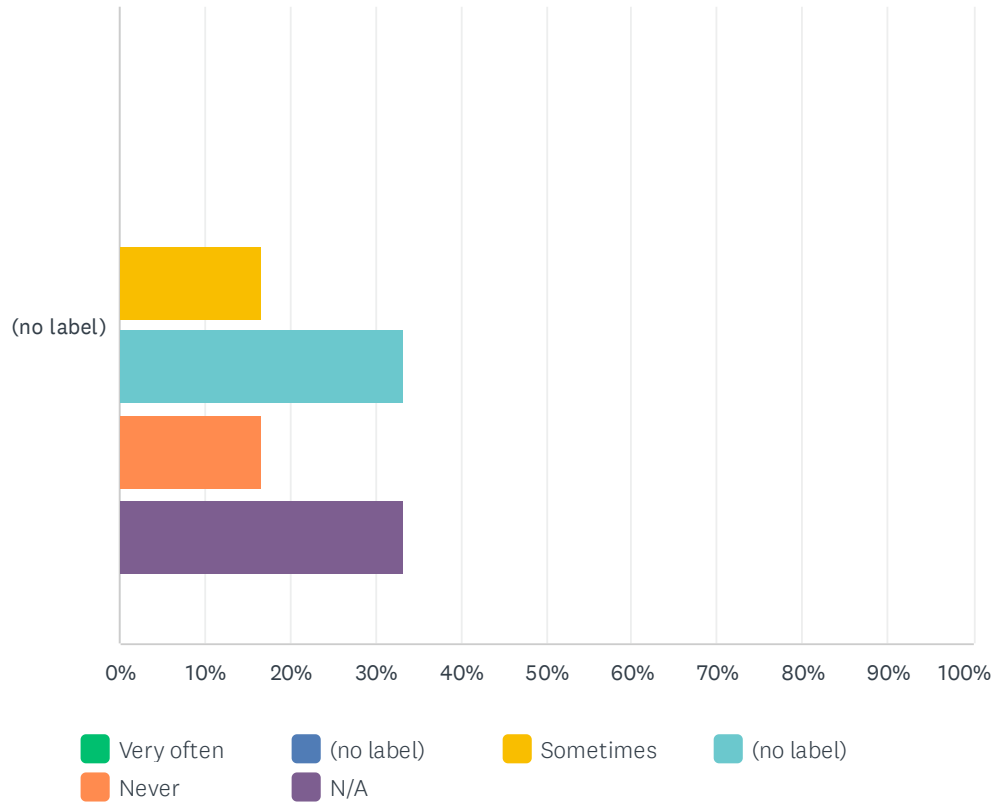
Answered: 6 Skipped: 91



	1. VERY OFTEN	2.	3. SOMETIMES	4.	5. NEVER	N/A	TOTAL	WEIGHTED AVERAGE
(no label)	16.67%	0.00%	0.00%	33.33%	16.67%	33.33%		
	1	0	0	2	1	2	6	3.50

Q18 If you believe that the negative behavior was based upon Age, how often have you experienced it?

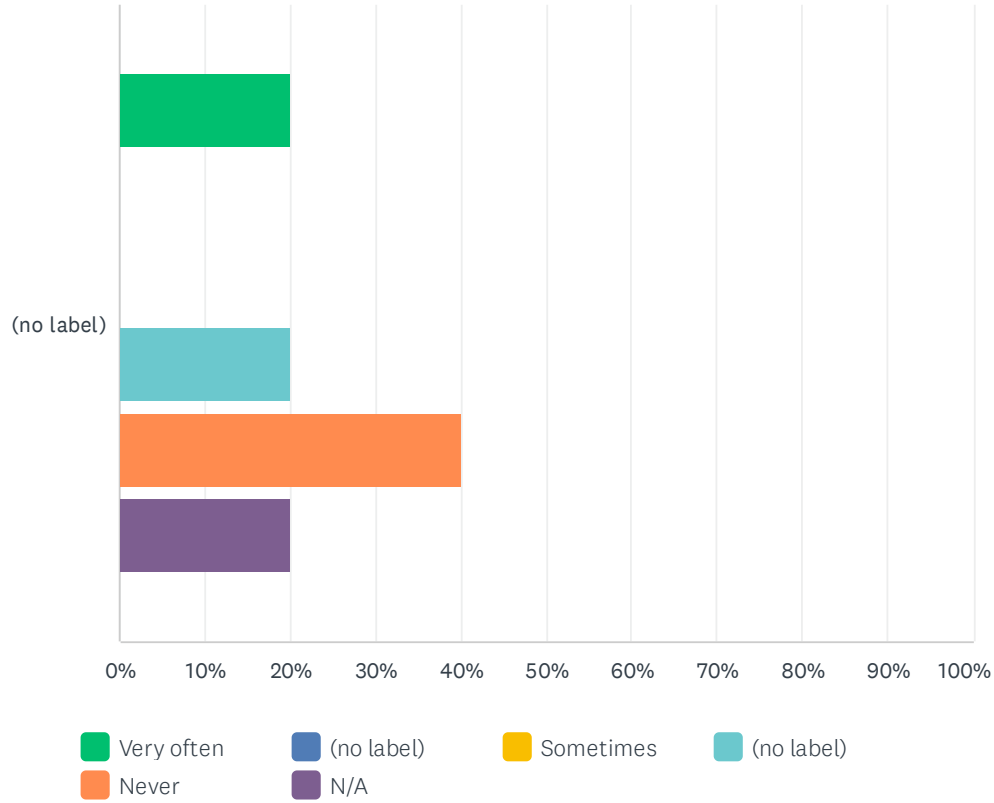
Answered: 6 Skipped: 91



	VERY OFTEN	(NO LABEL)	SOMETIMES	(NO LABEL)	NEVER	N/A	TOTAL	WEIGHTED AVERAGE
(no label)	0.00% 0	0.00% 0	16.67% 1	33.33% 2	16.67% 1	33.33% 2	6	4.00

Q19 If you believe that the negative behavior was based upon Educational background, how often have you experienced it?

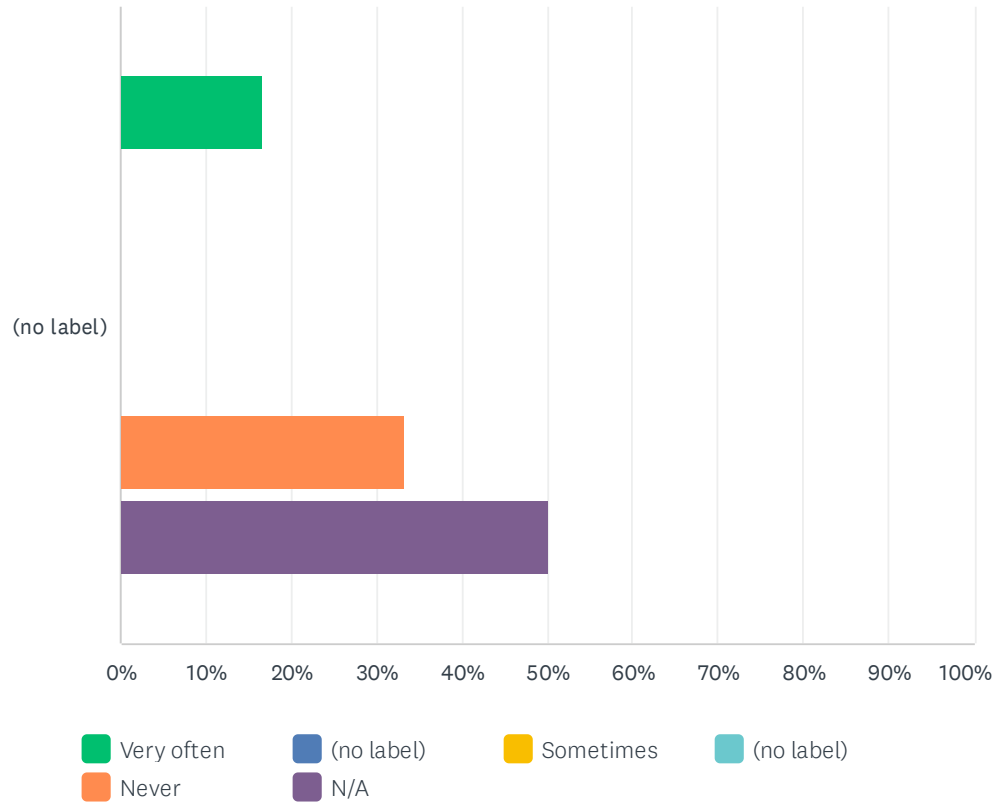
Answered: 5 Skipped: 92



	VERY OFTEN	(NO LABEL)	SOMETIMES	(NO LABEL)	NEVER	N/A	TOTAL	WEIGHTED AVERAGE
(no label)	20.00% 1	0.00% 0	0.00% 0	20.00% 1	40.00% 2	20.00% 1	5	3.75

Q20 If you believe that the negative behavior was based upon English Language Proficiency or Accent, how often have you experienced it?

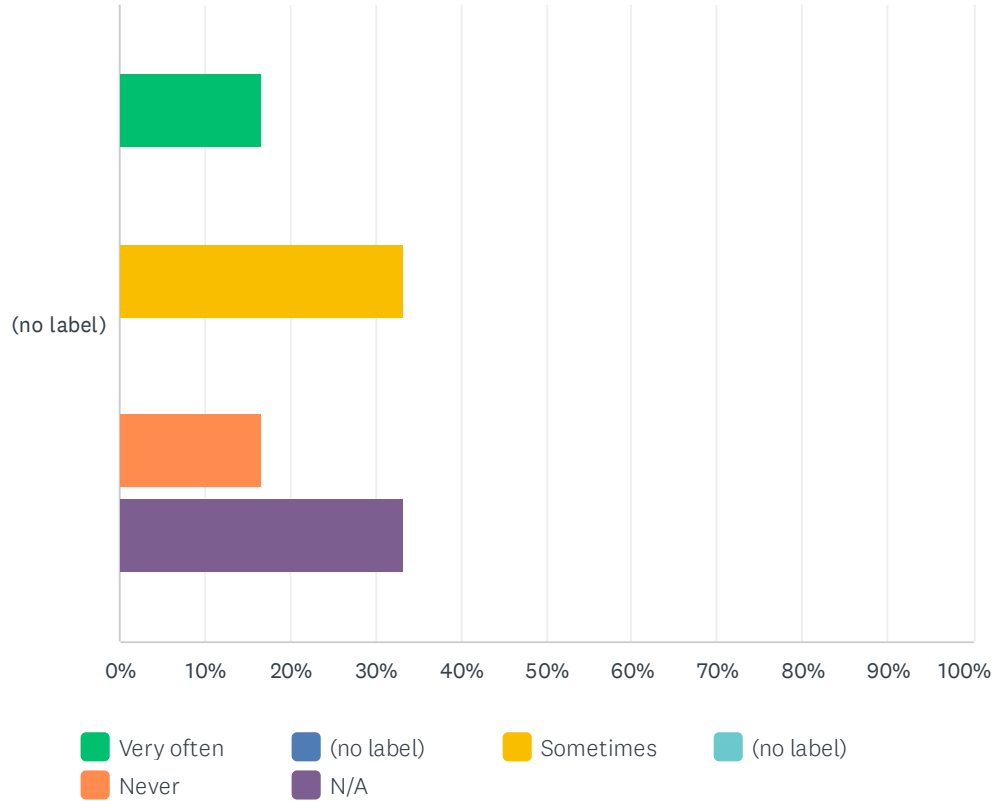
Answered: 6 Skipped: 91



	VERY OFTEN	(NO LABEL)	SOMETIMES	(NO LABEL)	NEVER	N/A	TOTAL	WEIGHTED AVERAGE
(no label)	16.67%	0.00%	0.00%	0.00%	33.33%	50.00%	6	3.67
	1	0	0	0	2	3		

Q21 If you believe that the negative behavior was based upon Gender Identity, how often have you experienced it?

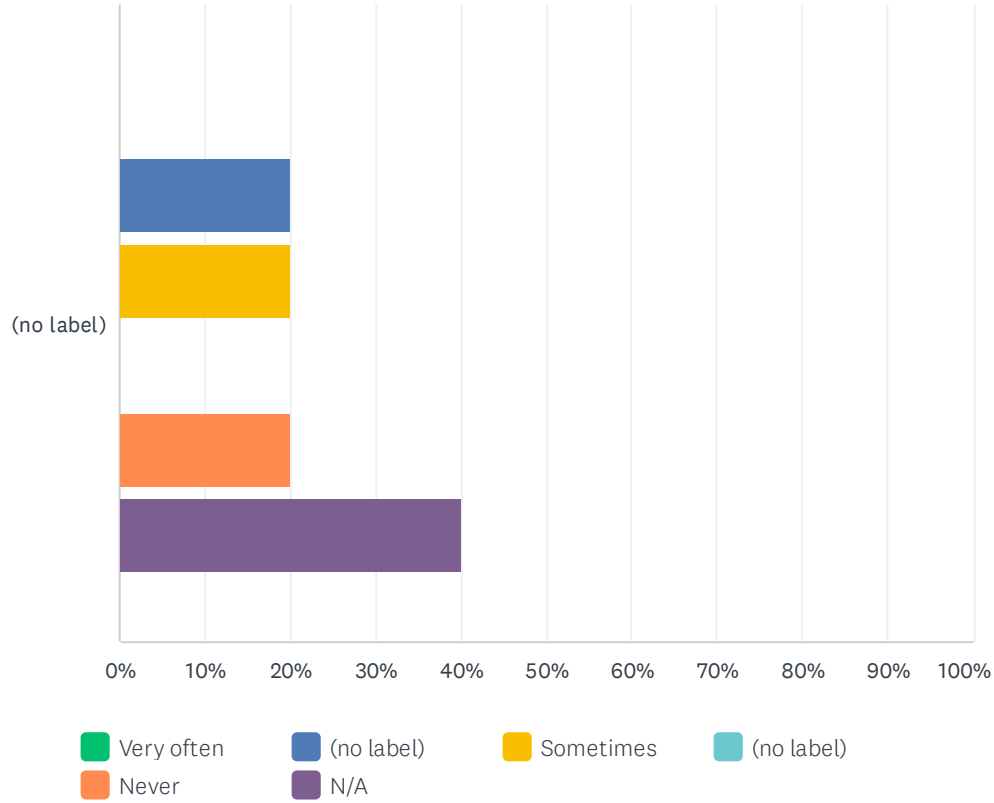
Answered: 6 Skipped: 91



	VERY OFTEN	(NO LABEL)	SOMETIMES	(NO LABEL)	NEVER	N/A	TOTAL	WEIGHTED AVERAGE
(no label)	16.67% 1	0.00% 0	33.33% 2	0.00% 0	16.67% 1	33.33% 2	6	3.00

Q22 If you believe that the negative behavior was based upon Immigrant or Citizen Status, how often have you experienced it?

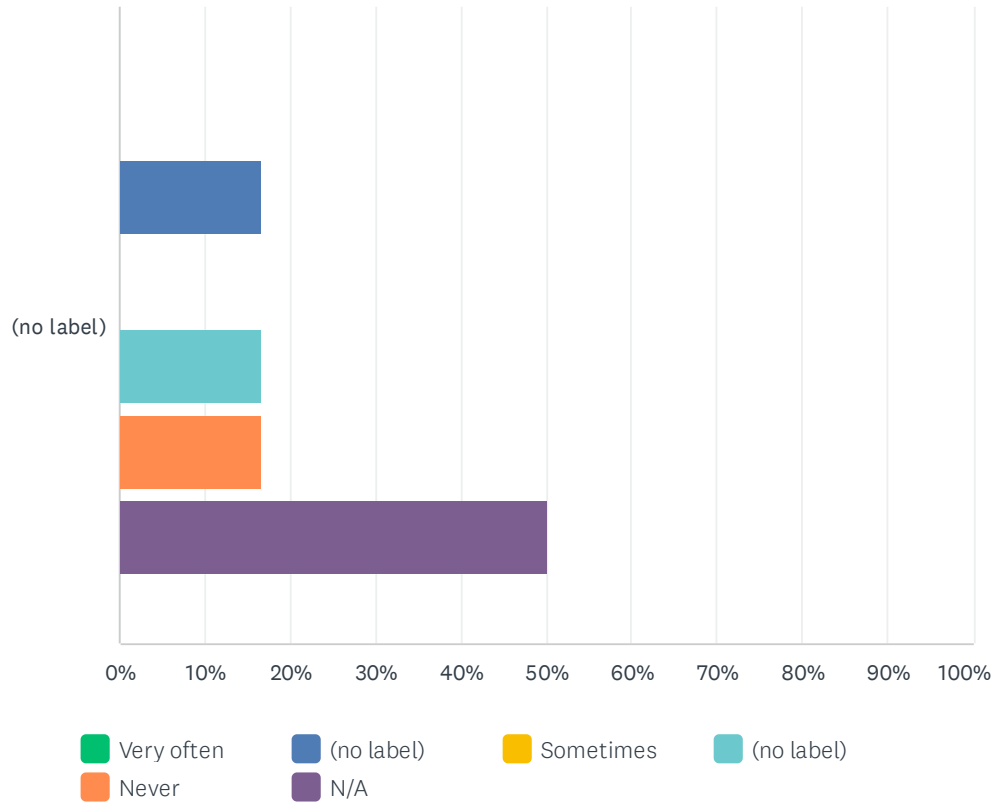
Answered: 5 Skipped: 92



	VERY OFTEN	(NO LABEL)	SOMETIMES	(NO LABEL)	NEVER	N/A	TOTAL	WEIGHTED AVERAGE
(no label)	0.00% 0	20.00% 1	20.00% 1	0.00% 0	20.00% 1	40.00% 2	5	3.33

Q23 If you believe that the negative behavior was based upon International Status, how often have you experienced it?

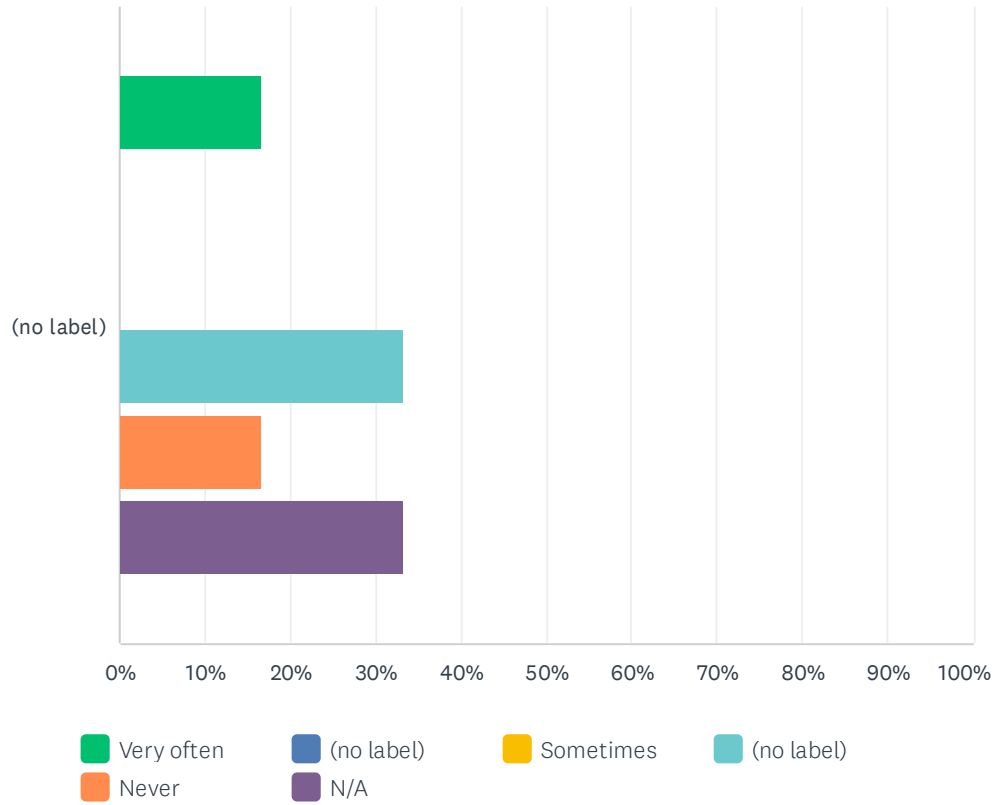
Answered: 6 Skipped: 91



	VERY OFTEN	(NO LABEL)	SOMETIMES	(NO LABEL)	NEVER	N/A	TOTAL	WEIGHTED AVERAGE
(no label)	0.00% 0	16.67% 1	0.00% 0	16.67% 1	16.67% 1	50.00% 3	6	3.67

Q24 If you believe that the negative behavior was based upon Learning Disability, how often have you experienced it?

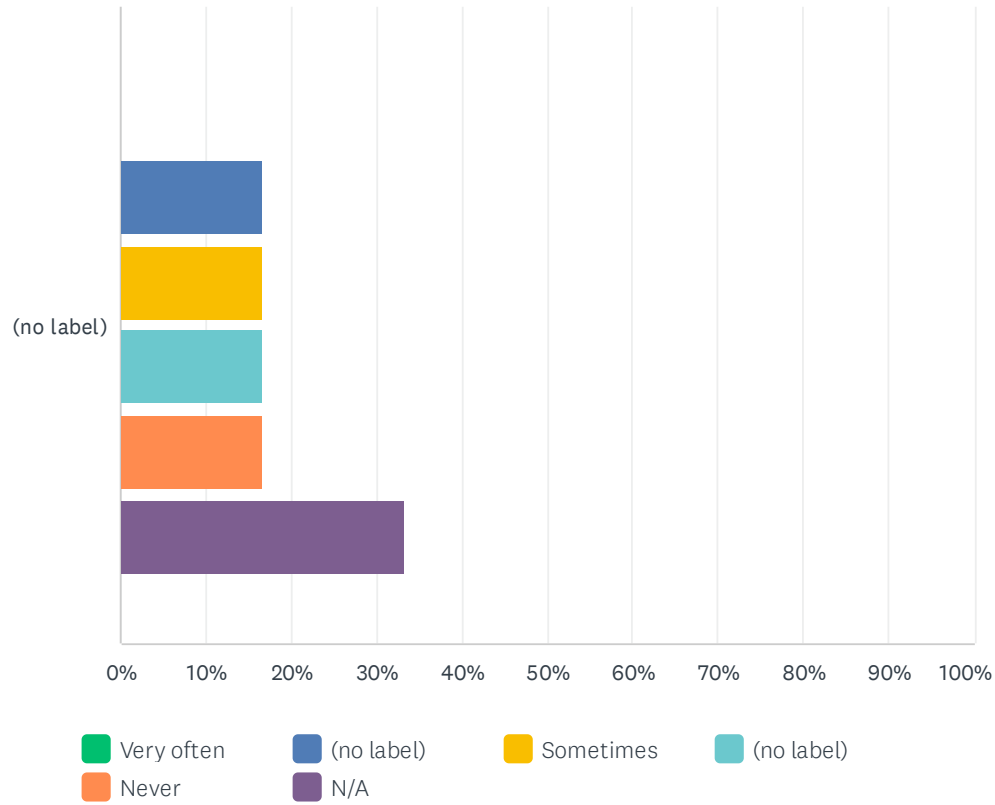
Answered: 6 Skipped: 91



	VERY OFTEN	(NO LABEL)	SOMETIMES	(NO LABEL)	NEVER	N/A	TOTAL	WEIGHTED AVERAGE
(no label)	16.67% 1	0.00% 0	0.00% 0	33.33% 2	16.67% 1	33.33% 2	6	3.50

Q25 If you believe that the negative behavior was based upon Major Field of Study, how often have you experienced it?

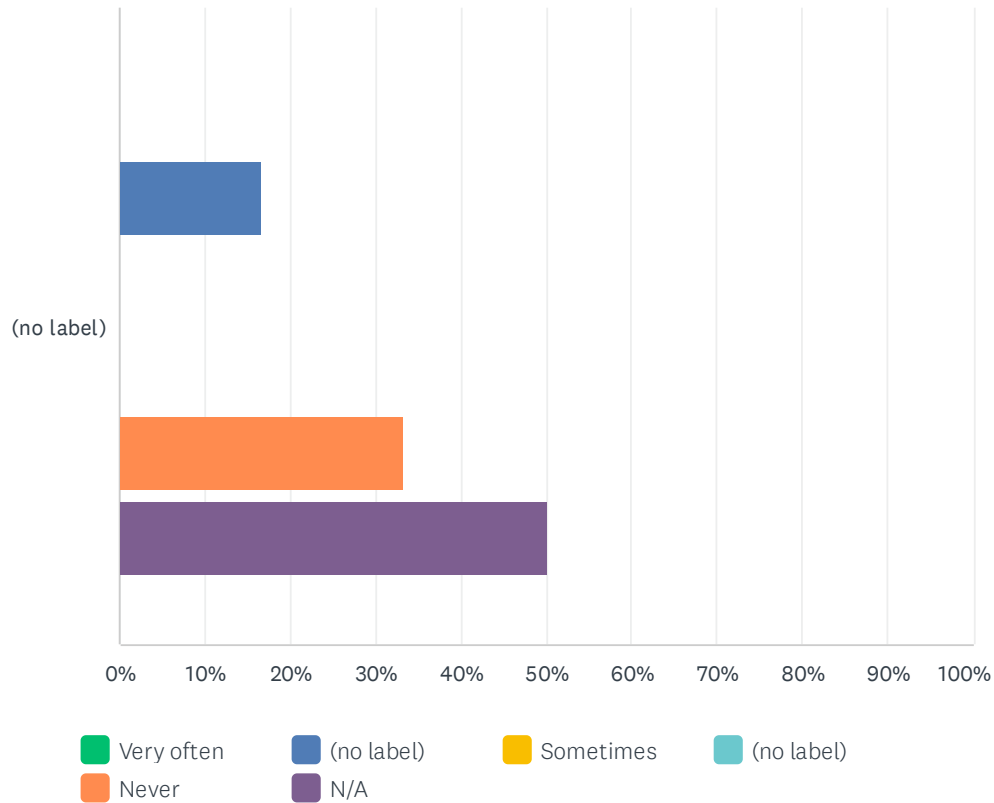
Answered: 6 Skipped: 91



	VERY OFTEN	(NO LABEL)	SOMETIMES	(NO LABEL)	NEVER	N/A	TOTAL	WEIGHTED AVERAGE
(no label)	0.00% 0	16.67% 1	16.67% 1	16.67% 1	16.67% 1	33.33% 2	6	3.50

Q26 If you believe that the negative behavior was based upon Marital Status (e.g., single, married, partnered, etc.), how often have you experienced it?

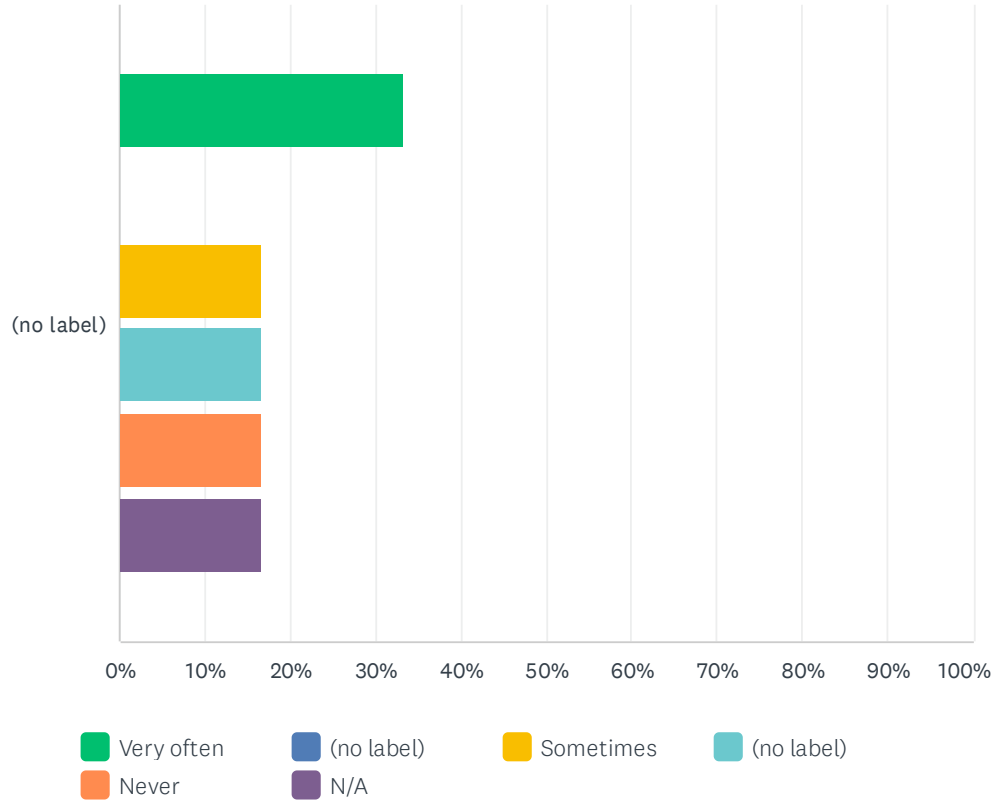
Answered: 6 Skipped: 91



	VERY OFTEN	(NO LABEL)	SOMETIMES	(NO LABEL)	NEVER	N/A	TOTAL	WEIGHTED AVERAGE
(no label)	0.00% 0	16.67% 1	0.00% 0	0.00% 0	33.33% 2	50.00% 3	6	4.00

Q27 If you believe that the negative behavior was based upon Mental Health or Psychological Condition, how often have you experienced it?

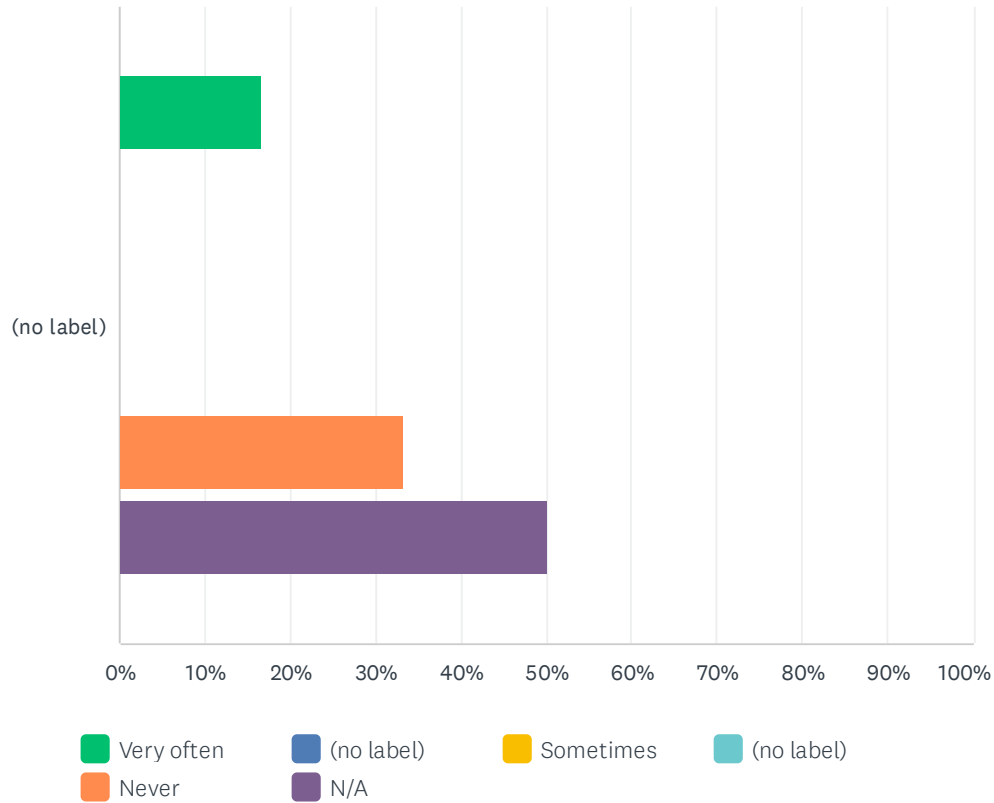
Answered: 6 Skipped: 91



	VERY OFTEN	(NO LABEL)	SOMETIMES	(NO LABEL)	NEVER	N/A	TOTAL	WEIGHTED AVERAGE
(no label)	33.33%	0.00%	16.67%	16.67%	16.67%	16.67%	6	2.80
	2	0	1	1	1	1		

Q28 If you believe that the negative behavior was based upon Medical Condition, how often have you experienced it?

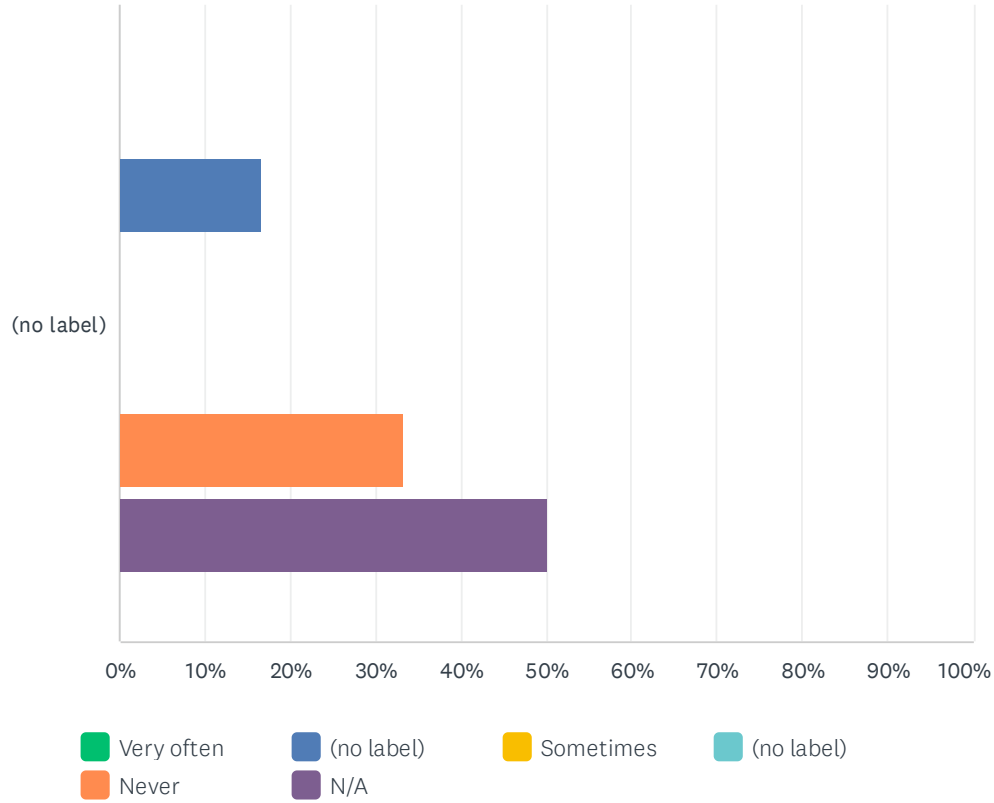
Answered: 6 Skipped: 91



	VERY OFTEN	(NO LABEL)	SOMETIMES	(NO LABEL)	NEVER	N/A	TOTAL	WEIGHTED AVERAGE
(no label)	16.67%	0.00%	0.00%	0.00%	33.33%	50.00%	6	3.67
	1	0	0	0	2	3		

Q29 If you believe that the negative behavior was based upon Military or Veteran Status, how often have you experienced it?

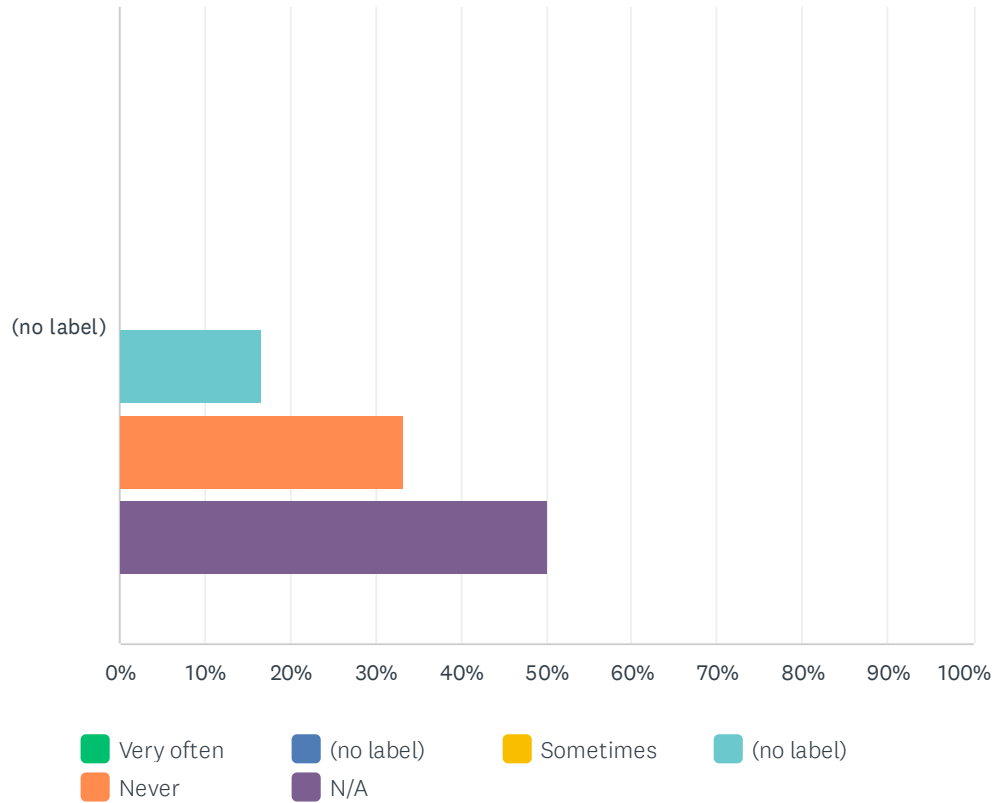
Answered: 6 Skipped: 91



	VERY OFTEN	(NO LABEL)	SOMETIMES	(NO LABEL)	NEVER	N/A	TOTAL	WEIGHTED AVERAGE
(no label)	0.00% 0	16.67% 1	0.00% 0	0.00% 0	33.33% 2	50.00% 3	6	4.00

Q30 If you believe that the negative behavior was based upon Parental Status (e.g., having children), how often have you experienced it?

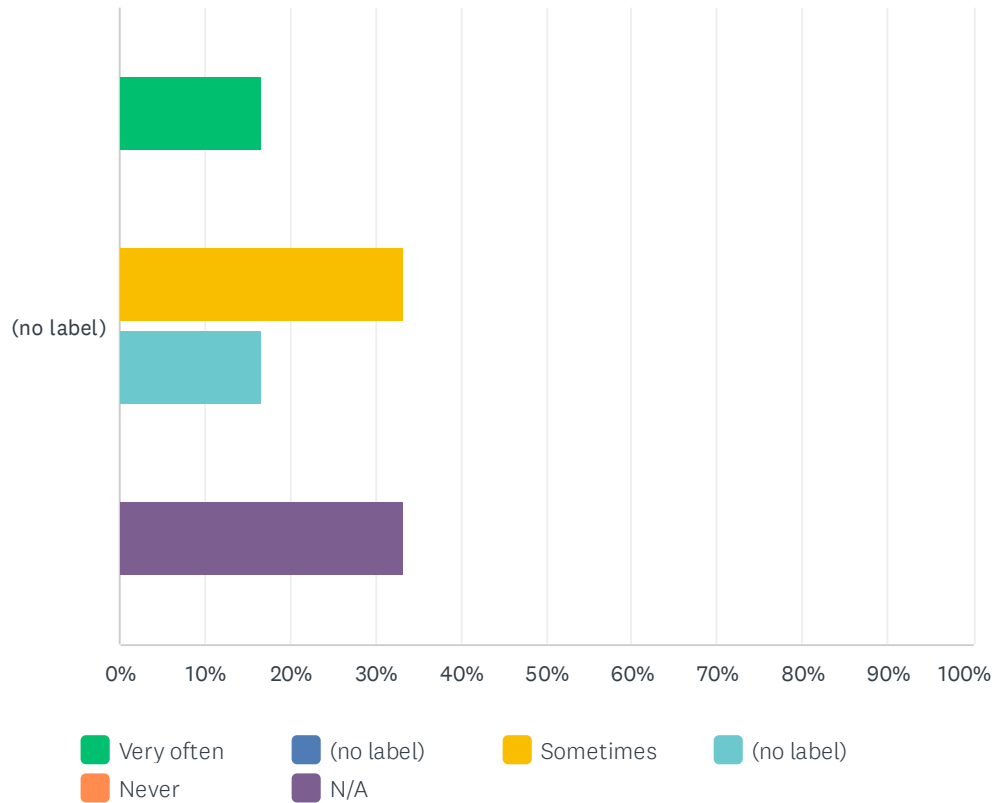
Answered: 6 Skipped: 91



	VERY OFTEN	(NO LABEL)	SOMETIMES	(NO LABEL)	NEVER	N/A	TOTAL	WEIGHTED AVERAGE
(no label)	0.00% 0	0.00% 0	0.00% 0	16.67% 1	33.33% 2	50.00% 3	6	4.67

Q31 If you believe that the negative behavior was based upon Participation in an Organization or Team, how often have you experienced it?

Answered: 6 Skipped: 91



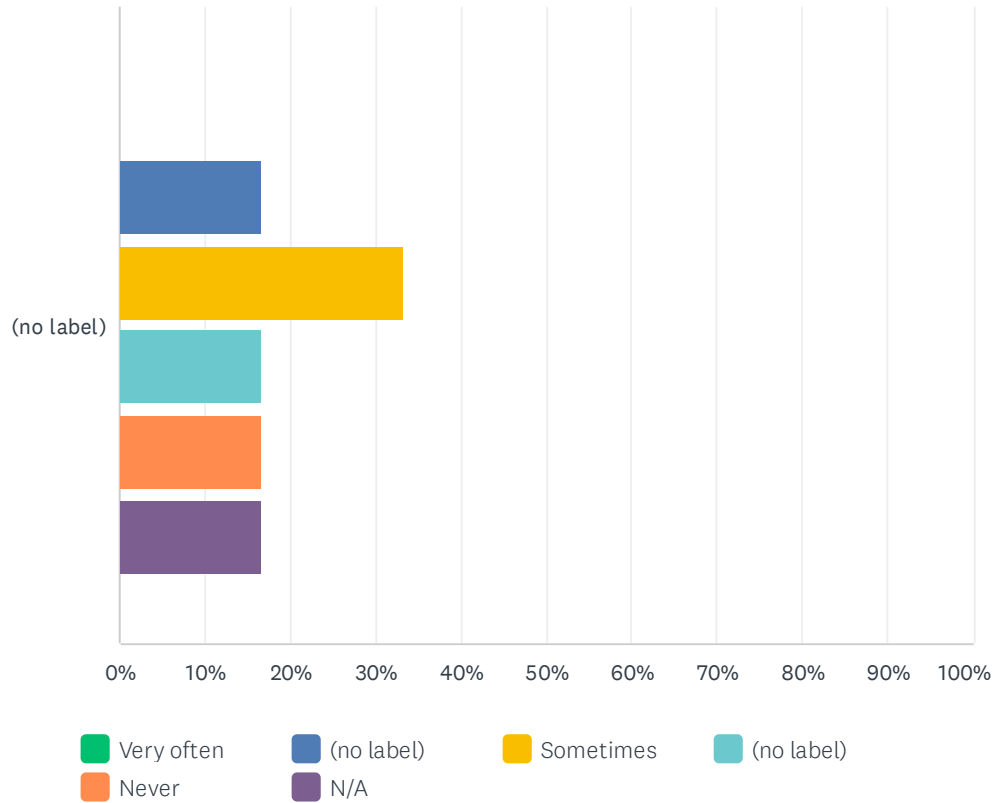
	VERY OFTEN	(NO LABEL)	SOMETIMES	(NO LABEL)	NEVER	N/A	TOTAL	WEIGHTED AVERAGE
(no label)	16.67% 1	0.00% 0	33.33% 2	16.67% 1	0.00% 0	33.33% 2	6	2.75

Q32 Please specify the Organization or Team.

Answered: 2 Skipped: 95

Q33 If you believe that the negative behavior was based upon Physical Characteristics, how often have you experienced it?

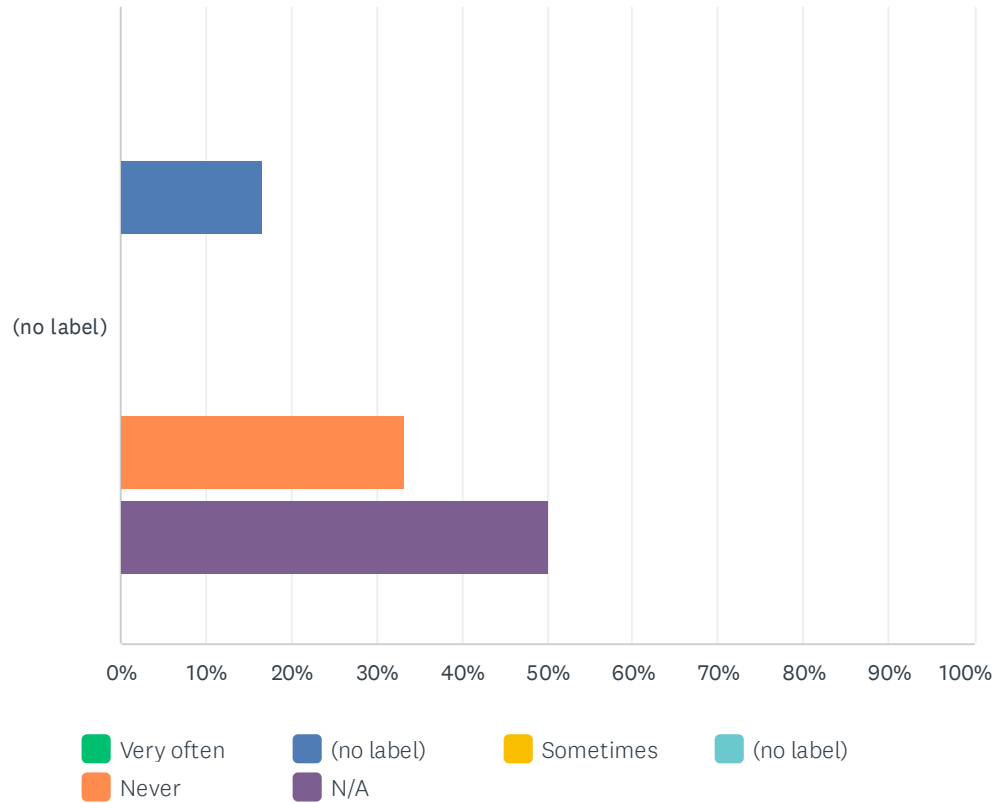
Answered: 6 Skipped: 91



	VERY OFTEN	(NO LABEL)	SOMETIMES	(NO LABEL)	NEVER	N/A	TOTAL	WEIGHTED AVERAGE
(no label)	0.00% 0	16.67% 1	33.33% 2	16.67% 1	16.67% 1	16.67% 1	6	3.40

Q34 If you believe that the negative behavior was based upon Physical Disability, how often have you experienced it?

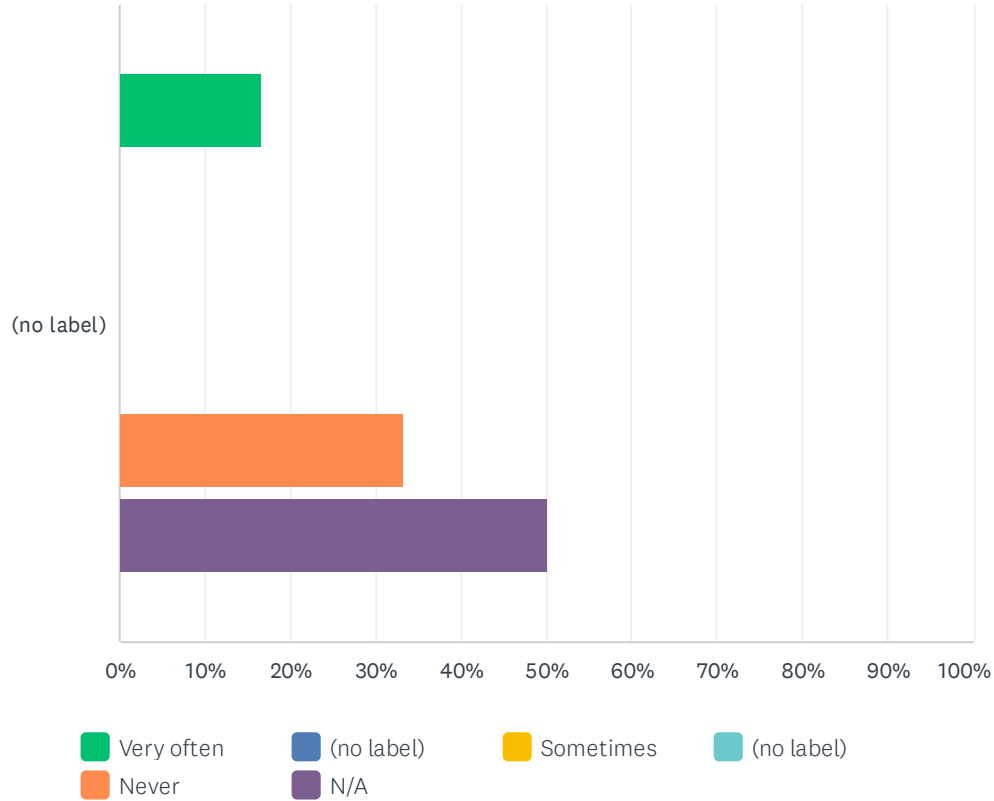
Answered: 6 Skipped: 91



	VERY OFTEN	(NO LABEL)	SOMETIMES	(NO LABEL)	NEVER	N/A	TOTAL	WEIGHTED AVERAGE
(no label)	0.00% 0	16.67% 1	0.00% 0	0.00% 0	33.33% 2	50.00% 3	6	4.00

Q35 If you believe that the negative behavior was based upon Philosophical Views, how often have you experienced it?

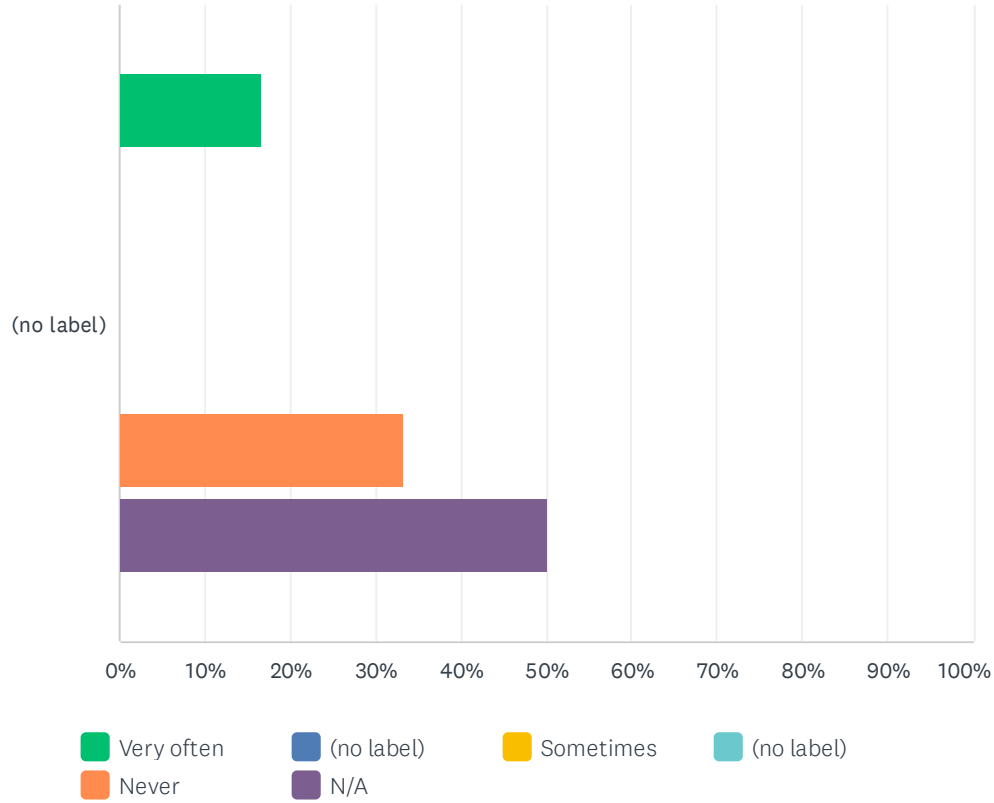
Answered: 6 Skipped: 91



	VERY OFTEN	(NO LABEL)	SOMETIMES	(NO LABEL)	NEVER	N/A	TOTAL	WEIGHTED AVERAGE
(no label)	16.67%	0.00%	0.00%	0.00%	33.33%	50.00%	6	3.67
	1	0	0	0	2	3		

Q36 If you believe that the negative behavior was based upon Political Views, how often have you experienced it?

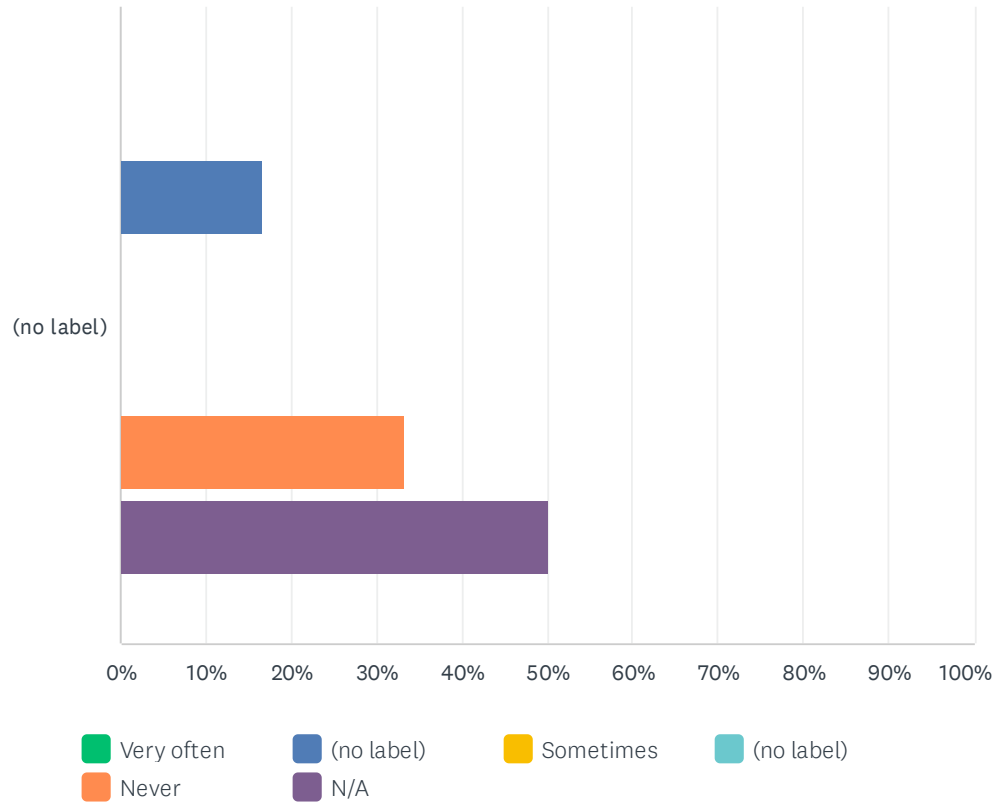
Answered: 6 Skipped: 91



	VERY OFTEN	(NO LABEL)	SOMETIMES	(NO LABEL)	NEVER	N/A	TOTAL	WEIGHTED AVERAGE
(no label)	16.67%	0.00%	0.00%	0.00%	33.33%	50.00%	6	3.67
	1	0	0	0	2	3		

Q37 If you believe that the negative behavior was based upon Pregnancy, how often have you experienced it?

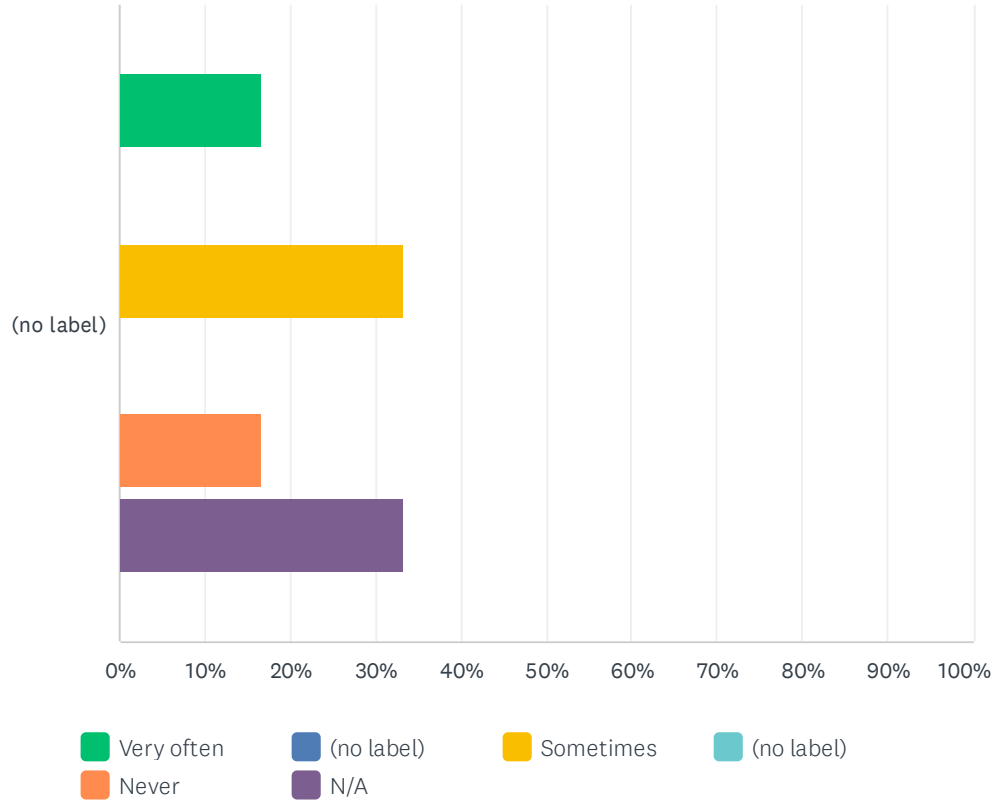
Answered: 6 Skipped: 91



	VERY OFTEN	(NO LABEL)	SOMETIMES	(NO LABEL)	NEVER	N/A	TOTAL	WEIGHTED AVERAGE
(no label)	0.00% 0	16.67% 1	0.00% 0	0.00% 0	33.33% 2	50.00% 3	6	4.00

Q38 If you believe that the negative behavior was based upon Racial Identity, how often have you experienced it?

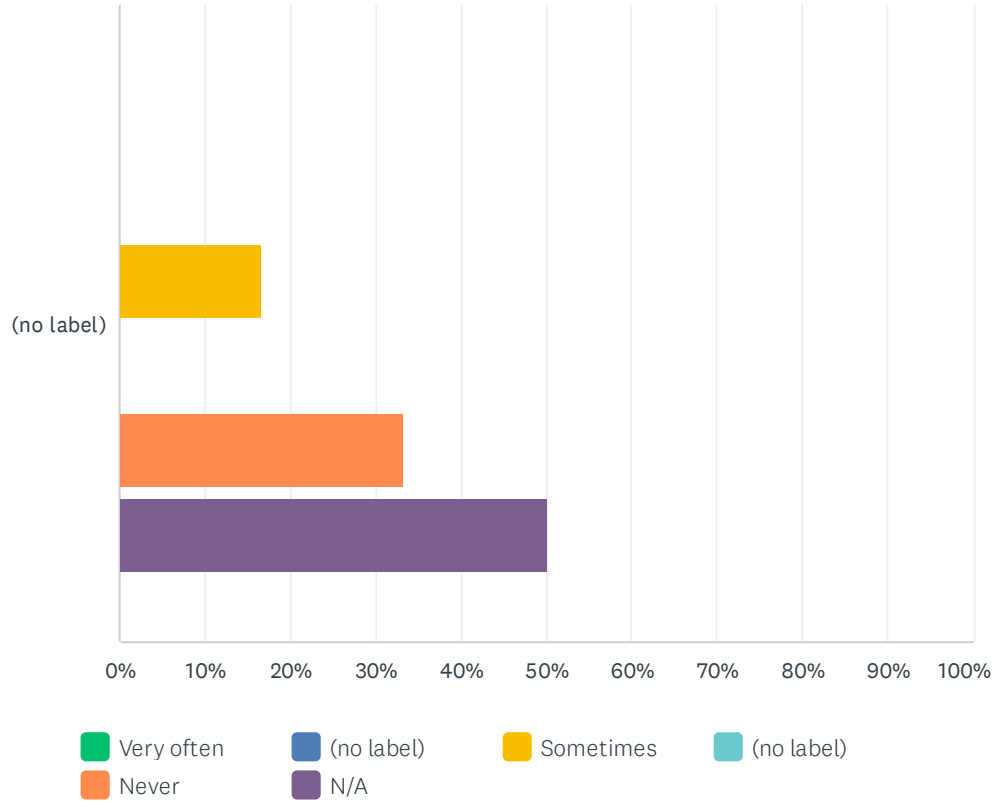
Answered: 6 Skipped: 91



	VERY OFTEN	(NO LABEL)	SOMETIMES	(NO LABEL)	NEVER	N/A	TOTAL	WEIGHTED AVERAGE
(no label)	16.67% 1	0.00% 0	33.33% 2	0.00% 0	16.67% 1	33.33% 2	6	3.00

Q39 If you believe that the negative behavior was based upon Re-entry Status (e.g., from incarceration), how often have you experienced it?

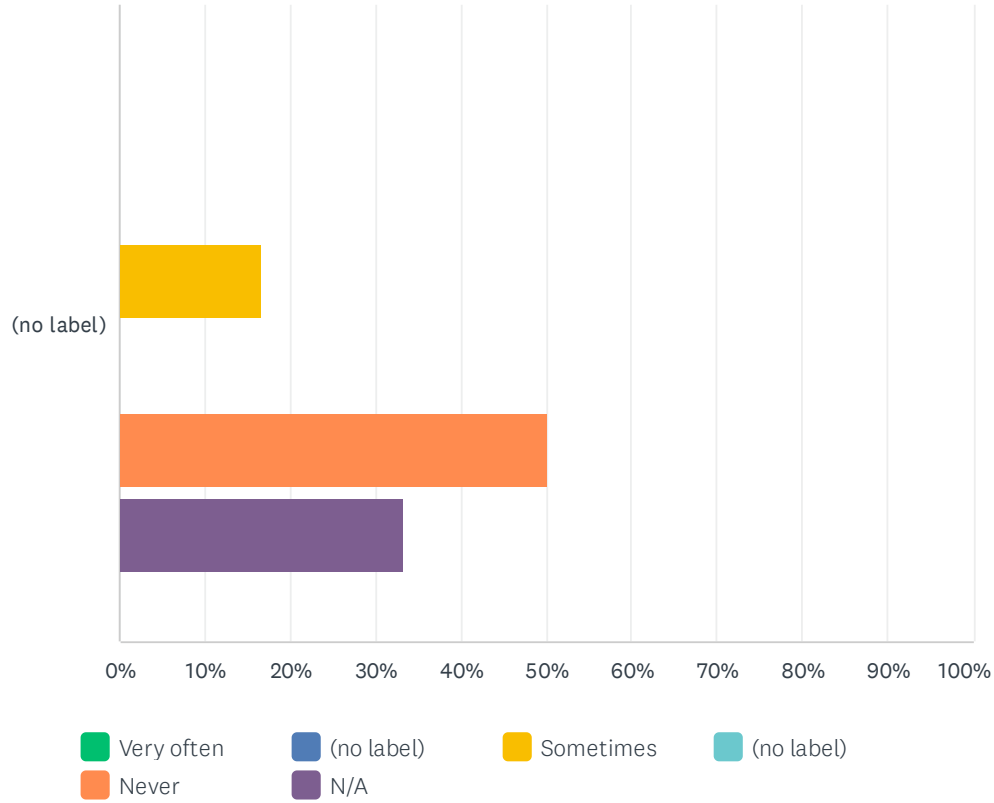
Answered: 6 Skipped: 91



	VERY OFTEN	(NO LABEL)	SOMETIMES	(NO LABEL)	NEVER	N/A	TOTAL	WEIGHTED AVERAGE
(no label)	0.00% 0	0.00% 0	16.67% 1	0.00% 0	33.33% 2	50.00% 3	6	4.33

Q40 If you believe that the negative behavior was based upon Religious or Spiritual Views, how often have you experienced it?

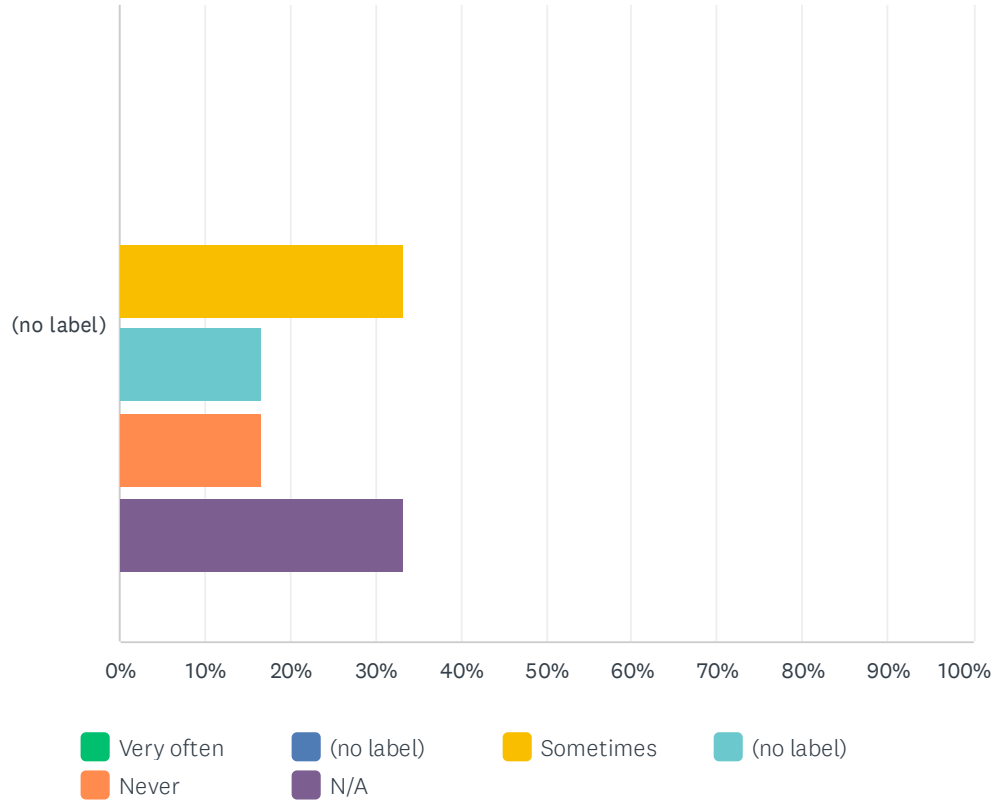
Answered: 6 Skipped: 91



	VERY OFTEN	(NO LABEL)	SOMETIMES	(NO LABEL)	NEVER	N/A	TOTAL	WEIGHTED AVERAGE
(no label)	0.00% 0	0.00% 0	16.67% 1	0.00% 0	50.00% 3	33.33% 2	6	4.50

Q41 If you believe that the negative behavior was based upon a reason Other than what is listed here, how often have you experienced it?

Answered: 6 Skipped: 91



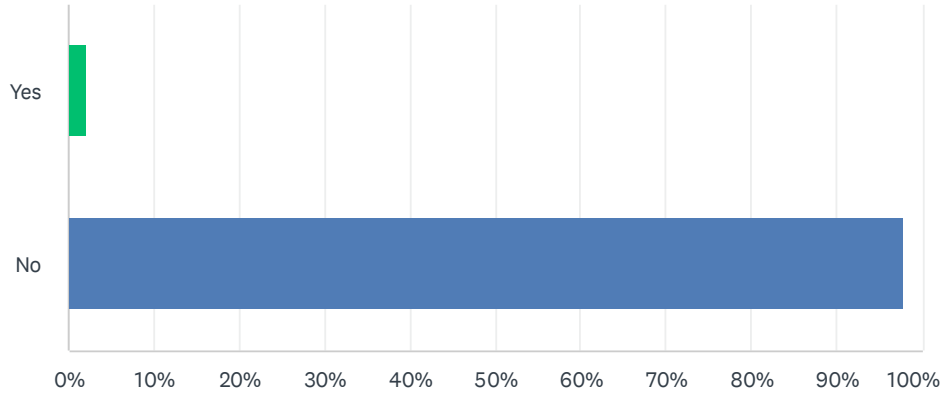
	VERY OFTEN	(NO LABEL)	SOMETIMES	(NO LABEL)	NEVER	N/A	TOTAL	WEIGHTED AVERAGE
(no label)	0.00% 0	0.00% 0	33.33% 2	16.67% 1	16.67% 1	33.33% 2	6	3.75

Q42 Please specify the Other thing not previous listed.

Answered: 2 Skipped: 95

Q43 Within the past year, have you personally experienced unwanted sexual contact?

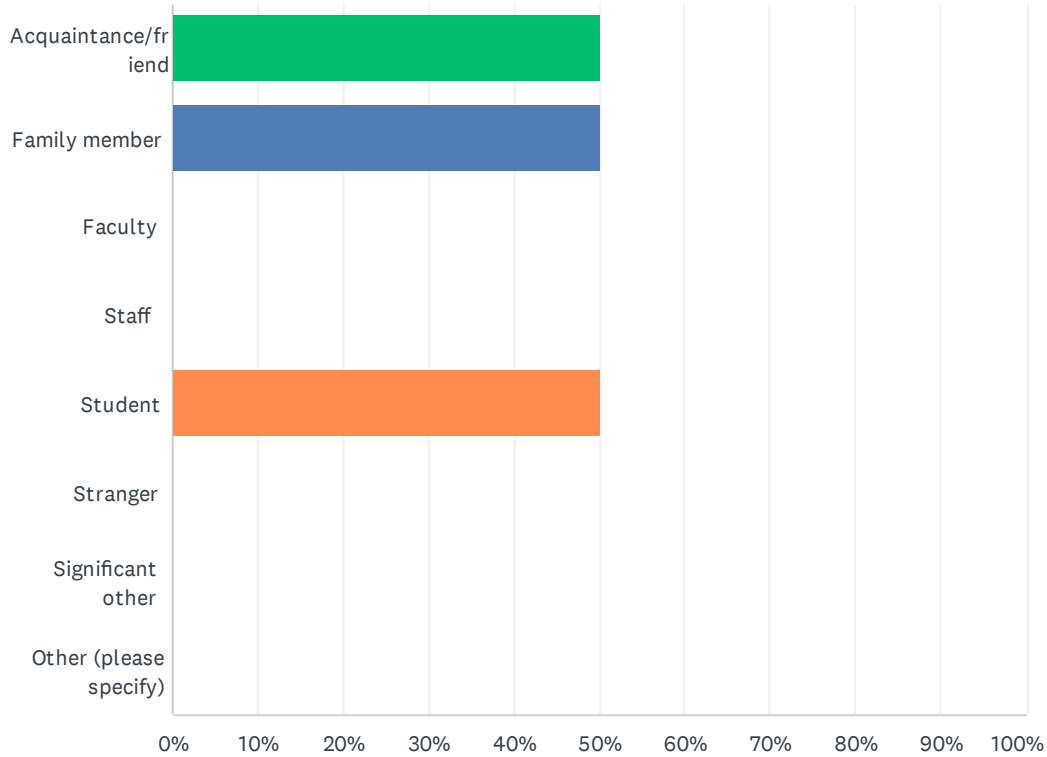
Answered: 90 Skipped: 7



ANSWER CHOICES	RESPONSES	
Yes	2.22%	2
No	97.78%	88
TOTAL		90

Q44 With whom did this unwanted sexual contact occur?(Choose as many as appropriate)

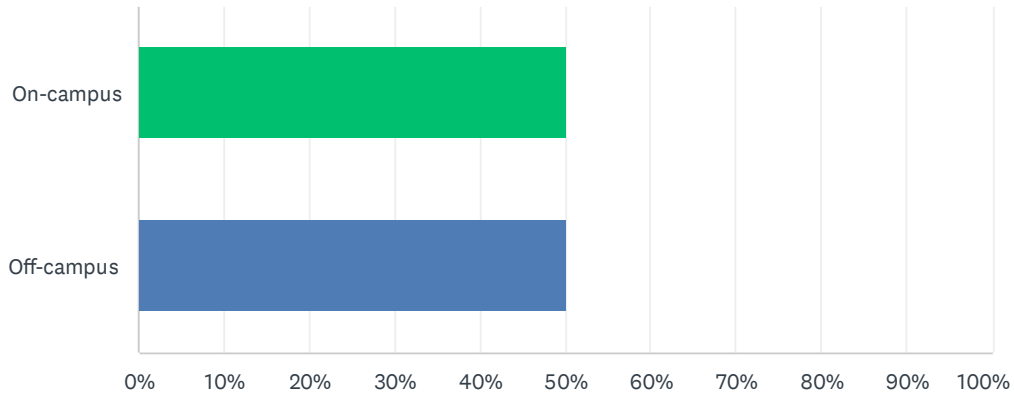
Answered: 2 Skipped: 95



ANSWER CHOICES	RESPONSES	
Acquaintance/friend	50.00%	1
Family member	50.00%	1
Faculty	0.00%	0
Staff	0.00%	0
Student	50.00%	1
Stranger	0.00%	0
Significant other	0.00%	0
Other (please specify)	0.00%	0
Total Respondents: 2		

Q45 Where did the incident(s) occur?

Answered: 2 Skipped: 95

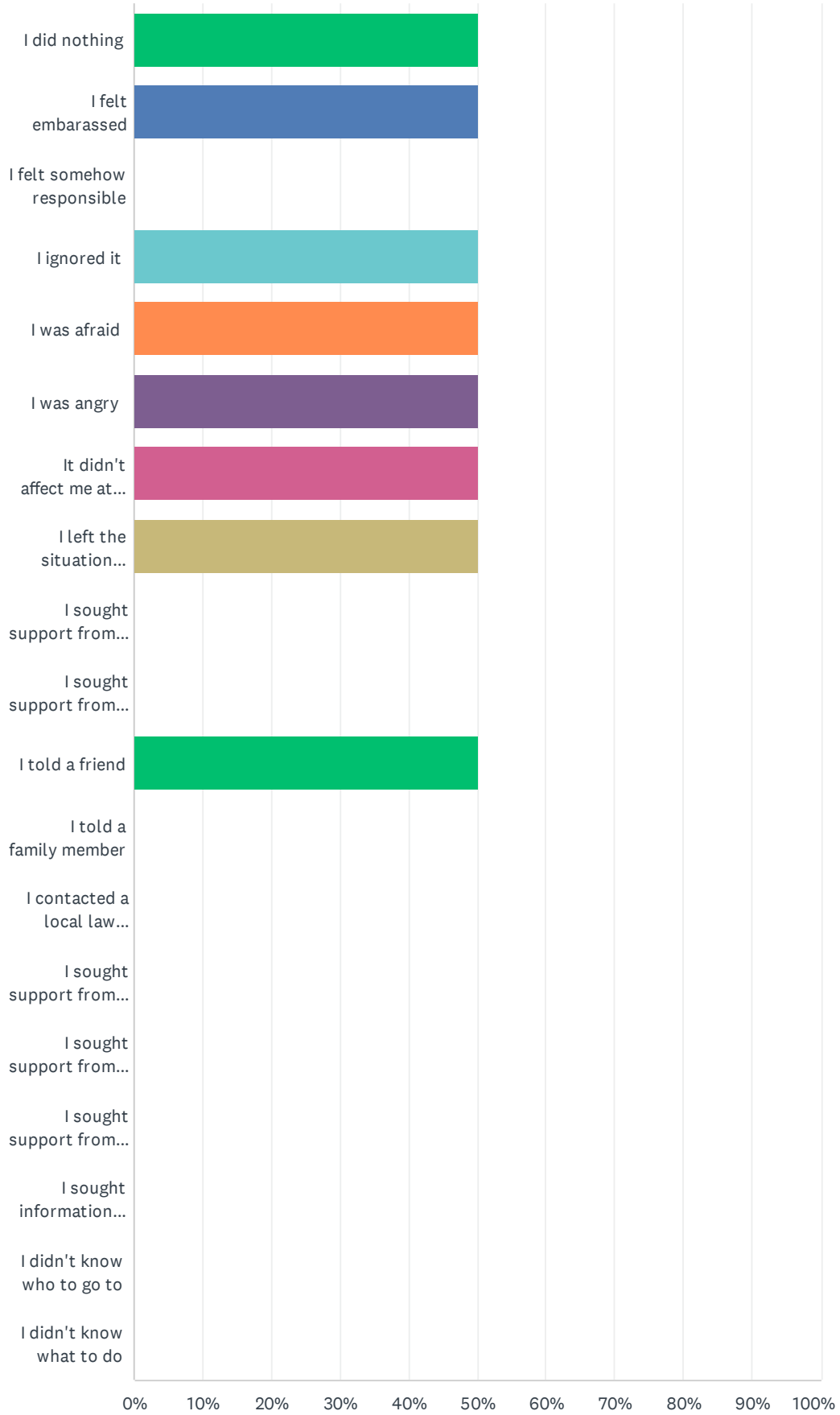


ANSWER CHOICES	RESPONSES
On-campus	50.00% 1
Off-campus	50.00% 1
TOTAL	2

Q46 Please describe your response to experiencing the incident(s).
(Choose as many as appropriate)

Answered: 2 Skipped: 95

The College of Westchester Campus Climate Survey for Students: 2023

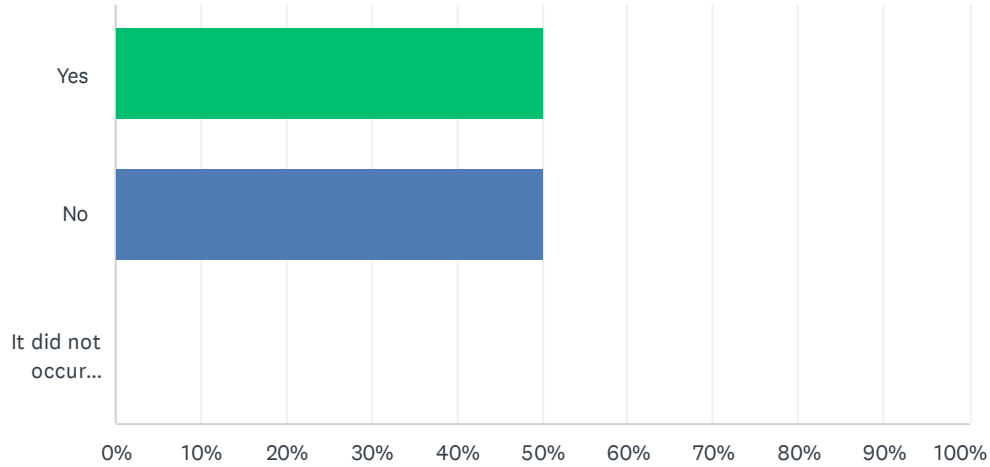


The College of Westchester Campus Climate Survey for Students: 2023

ANSWER CHOICES	RESPONSES
I did nothing	50.00% 1
I felt embarrassed	50.00% 1
I felt somehow responsible	0.00% 0
I ignored it	50.00% 1
I was afraid	50.00% 1
I was angry	50.00% 1
It didn't affect me at the time	50.00% 1
I left the situation immediately	50.00% 1
I sought support from off-campus hotline/advocacy services/therapist	0.00% 0
I sought support from a CW resource (e.g., Campus Security, Human Resources, Counseling, Career Services)	0.00% 0
I told a friend	50.00% 1
I told a family member	0.00% 0
I contacted a local law enforcement official	0.00% 0
I sought support from a staff person	0.00% 0
I sought support from a faculty member	0.00% 0
I sought support from a spiritual advisor (e.g., pastor, rabbi, priest)	0.00% 0
I sought information online	0.00% 0
I didn't know who to go to	0.00% 0
I didn't know what to do	0.00% 0
Total Respondents: 2	

Q47 If the unwanted sexual contact occurred on campus, did you report it to a campus official or staff member?

Answered: 2 Skipped: 95



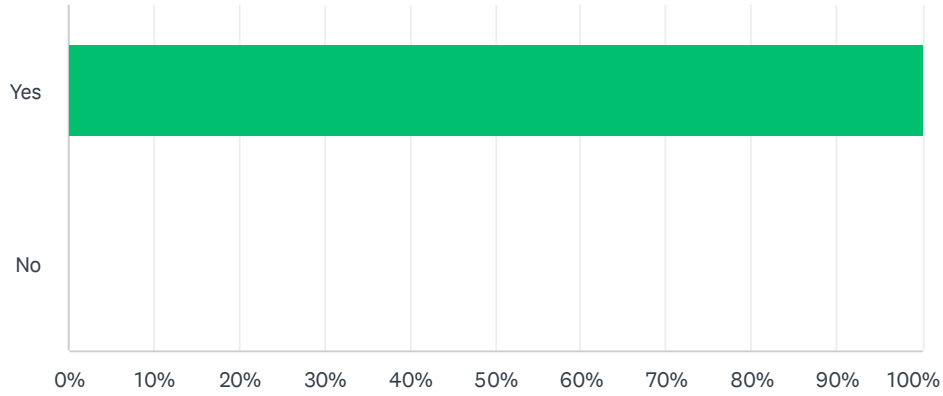
ANSWER CHOICES	RESPONSES	
Yes	50.00%	1
No	50.00%	1
It did not occur on-campus.	0.00%	0
TOTAL		2

Q48 If you did not make an official complaint to a campus employee, please explain why you did not.

Answered: 1 Skipped: 96

Q49 If you did make an official complaint to a campus employee, did you feel that it was responded to appropriately?

Answered: 1 Skipped: 96



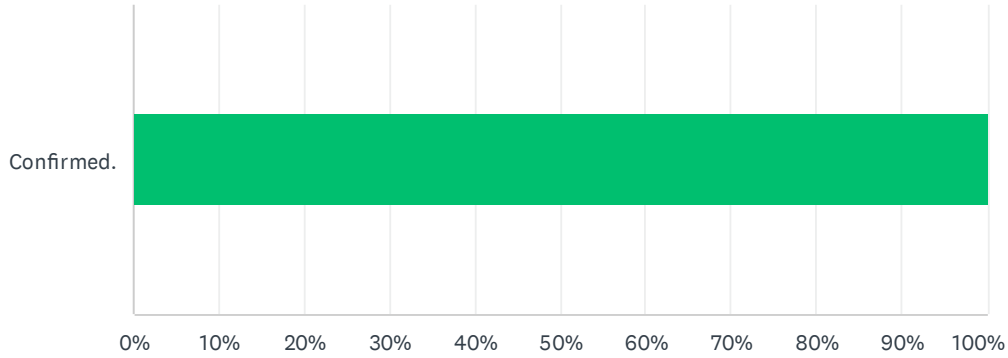
ANSWER CHOICES	RESPONSES	
Yes	100.00%	1
No	0.00%	0
TOTAL		1

Q50 Please explain why you feel that the complaint was not responded to appropriately.

Answered: 1 Skipped: 96

Q51 I have read and confirm my awareness of the above-mentioned hotline and online resources.

Answered: 89 Skipped: 8



ANSWER CHOICES	RESPONSES
Confirmed.	100.00% 89
Total Respondents: 89	